





Sept 2011 San Diego WGM Co-Chair Questionnaire





1. Please enter your demographic information:

		Response Percent	Response Count
Name:		100.0%	46
Company:		93.5%	43
Email Address:		97.8%	45
Phone Number:		89.1%	41
		answered question	46
		skipped question	0



2. Identify your Work Group or Committee

Name of WG or Committee	Architectural review Board	Affiliate Due Diligence	Anatomic Pathology	Arden Syntax	Attachments	Child Health
Select the Work Group or Committee on whose behalf you are responding	2.2% (1)	0.0% (0)	2.2% (1)	2.2% (1)	2.2% (1)	2.2% (1)



3. Was your Work Group represented at the Monday evening co-chairs dinners and steering division meeting?

		Response Percent	Response Count
Yes		88.9%	40
No		11.1%	5
answered question			45
skipped question			1

4. Did your WG achieve quorum for the majority of its sessions based on your WG's decision making practices?

		Response Percent	Response Count
Yes		93.5%	43
No		6.5%	3
answered question			46
skipped question			0








5. Did your WG set objectives for the WGM?

		Response Percent	Response Count
Yes		97.8%	45
No		2.2%	1
answered question			46
skipped question			0



6. If you answer N to question 5, please explain how you planned your meeting

	Response Count
	1
answered question	1
skipped question	45







7. Did your WG set any of the following specific objectives for the WGM? (choose all that apply)

		Response Percent	Response Count
Ballot resolution		44.4%	20
Engagement with local/regional projects		35.6%	16
New project initiation		55.6%	25
Existing Project work/progress		93.3%	42
Existing Project status updates and sharing		77.8%	35
Joint meetings - engagement with other WGs		95.6%	43
Networking		53.3%	24
	Other (please specify)		1
	answered question		45
	skipped question		1







8. Were you able to substantively accomplish your objectives and meeting business?

		Response Percent	Response Count
Yes		95.6%	43
No		4.4%	2
Comments:			4
answered question			45
skipped question			1

9. What hindered your ability to achieve your WG objectives or planned work items? (choose all that apply)

		Response Percent	Response Count
Insufficient quorum		12.5%	2
Missing key members		43.8%	7
Members not prepared for meeting		6.3%	1
Change in meeting objectives		12.5%	2
Venue facilities (rooms, meals, support, location, etc.)		25.0%	4
Technical support problems		50.0%	8
Other (please specify)			14
answered question			16
skipped question			30

**10. What supported your ability to achieve your WG objectives or planned work items?
(choose all that apply)**



		Response Percent	Response Count
Attendance number (sufficient quorum)		76.2%	32
Participation by key members		85.7%	36
Pre-meeting preparedness (agendas, pre-work, etc.)		81.0%	34
Clearly defined meeting objectives		81.0%	34
Venue facilities (rooms, meals, support, location, etc.)		59.5%	25
Technical Support		28.6%	12

Other (please specify) 3

answered question 42

skipped question 4

11. Would your WG recommend using this WGM venue and location again?



		Response Percent	Response Count
Yes		85.7%	36
No		14.3%	6

Comments 14


answered question 42

skipped question 4


12. Did your WG have additional participation from local/regional members?

		Response Percent	Response Count
Yes		27.3%	12
No		72.7%	32
Other (please specify)			4
answered question			44
skipped question			2

13. Does your Work Group anticipate having difficulty having enough co-chairs in attendance to achieve quorum at the next WGM?

		Response Percent	Response Count
Yes		0.0%	0
No		100.0%	45
answered question			45
skipped question			1

14. If you answered Yes to the previous question, has your Work Group designated an Acting Chair for the next WGM?

		Response Percent	Response Count
Yes		0.0%	0
No		100.0%	3
answered question			3
skipped question			43

15. Please enter any other comments or considerations that you would like to be considered by the Working Group Meeting Coordination Committee.

**Response
Count**

6

answered question

6

skipped question

40