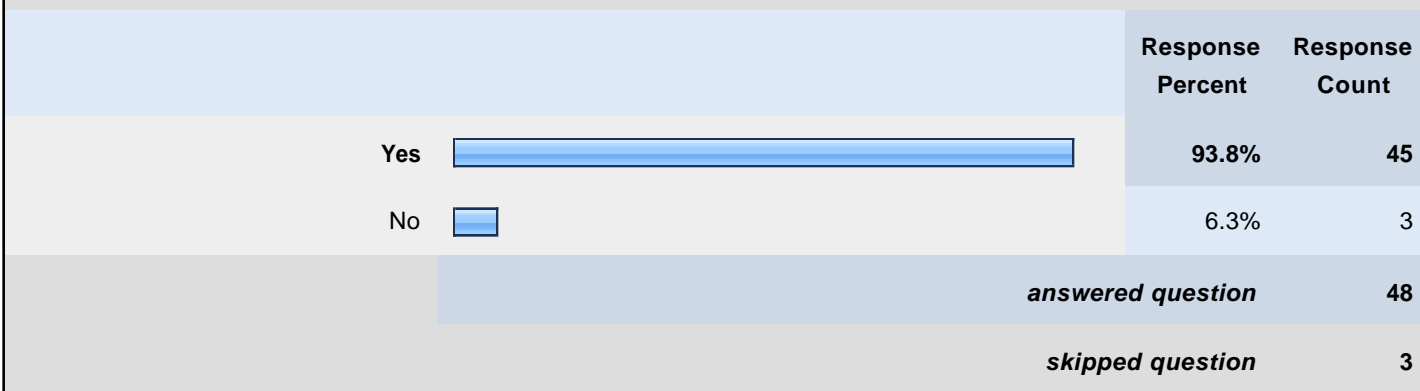


Cambridge WGM Questionnaire

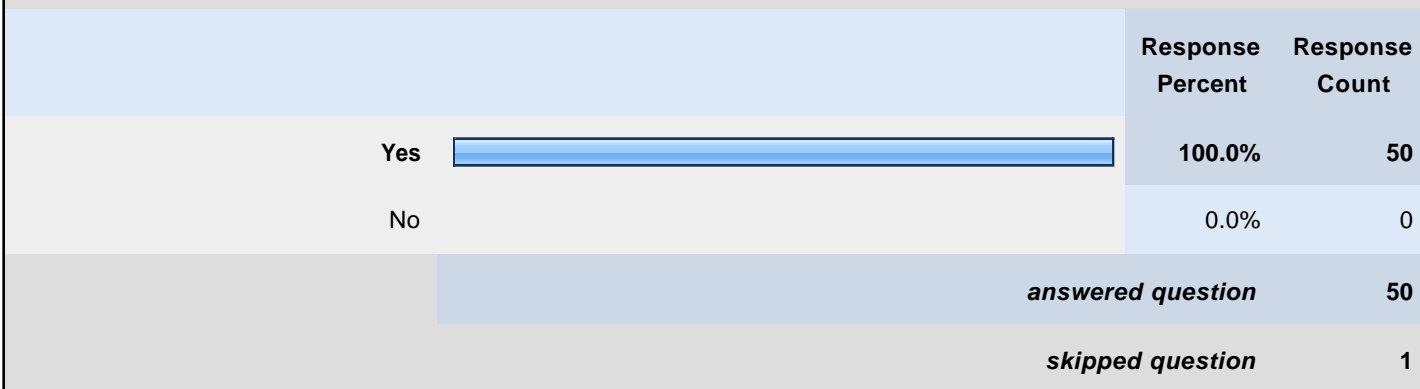
1. Please enter your demographic information:			Response Percent	Response Count
Name:	<input type="text"/>		100.0%	49
Company:	<input type="text"/>		93.9%	46
Email Address:	<input type="text"/>		98.0%	48
Phone Number:	<input type="text"/>		83.7%	41
<i>answered question</i>				49
<i>skipped question</i>				2

2. Identify your Work Group or Committee						
Name of WG or Committee						
	Anatomic Pathology	Anesthesiology	Architectural review Board	Attachments	Arden Syntax	CCO
Select the Work Group or Committee on whose behalf you are responding	2.0% (1)	2.0% (1)	2.0% (1)	2.0% (1)	2.0% (1)	2.0%

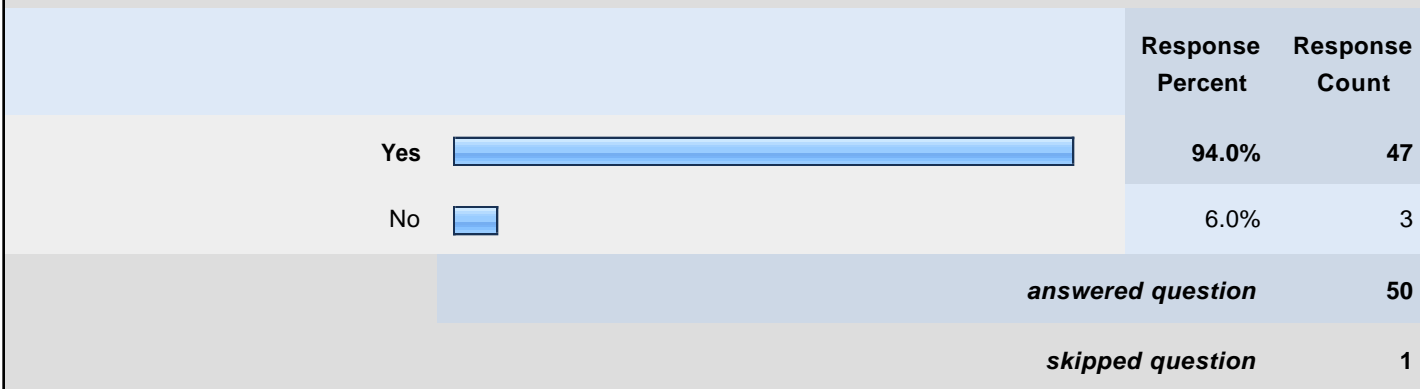
3. Was your Work Group represented at the Monday evening co-chairs dinners and steering division meeting?



4. Did your WG achieve quorum for the majority of its sessions based on your WG's decision making practices?



5. Did your WG set objectives for the WGM?




6. If you answer N to question 5, please explain how you planned your meeting

	Response Count
	3
<i>answered question</i>	3
<i>skipped question</i>	48






7. Did your WG set any of the following specific objectives for the WGM? (choose all that apply)

	Response Percent	Response Count
Ballot resolution	42.9%	21
Engagement with local/regional projects	24.5%	12
New project initiation	34.7%	17
Existing Project work/progress	91.8%	45
Existing Project status updates and sharing	91.8%	45
Joint meetings - engagement with other WGs	73.5%	36
Networking	61.2%	30
Other (please specify)		4
<i>answered question</i>		49
<i>skipped question</i>		2

8. Were you able to substantively accomplish your objectives and meeting business?

	Response Percent	Response Count
Yes 	100.0%	50
No	0.0%	0
Comments:		3
answered question		50
skipped question		1

9. What hindered your ability to achieve your WG objectives or planned work items? (choose all that apply)

	Response Percent	Response Count
Insufficient quorum	0.0%	0
Missing key members 	47.1%	8
Members not prepared for meeting 	23.5%	4
Change in meeting objectives 	5.9%	1
Venue facilities (rooms, meals, support, location, etc.) 	23.5%	4
Technical support problems 	35.3%	6
Other (please specify)		15
answered question		17
skipped question		34



10. What supported your ability to achieve your WG objectives or planned work items? (choose all that apply)

	Response Percent	Response Count
Attendance number (sufficient quorum)	76.6%	36
Participation by key members	89.4%	42
Pre-meeting preparedness (agendas, pre-work, etc.)	89.4%	42
Clearly defined meeting objectives	72.3%	34
Venue facilities (rooms, meals, support, location, etc.)	74.5%	35
Technical Support	38.3%	18
Other (please specify)		3
answered question		47
skipped question		4



11. Would your WG recommend using this WGM venue and location again?

	Response Percent	Response Count
Yes	89.8%	44
No	10.2%	5
Comments		18
answered question		49
skipped question		2



12. Did your WG have additional participation from local/regional members?

	Response Percent	Response Count
Yes 	43.5%	20
No 	56.5%	26
Other (please specify)		9
answered question		46
skipped question		5

13. Does your Work Group anticipate having difficulty having enough co-chairs in attendance to achieve quorum at the next WGM?

	Response Percent	Response Count
Yes 	16.3%	8
No 	83.7%	41
answered question		49
skipped question		2

14. If you answered Yes to the previous question, has your Work Group designated an Acting Chair for the next WGM?

	Response Percent	Response Count
Yes 	30.8%	4
No 	69.2%	9
answered question		13
skipped question		38

15. Please enter any other comments or considerations that you would like to be considered by the Working Group Meeting Coordination Committee.

	Response Count
	18
<i>answered question</i>	18
<i>skipped question</i>	33