Model Documentation

Model Detail

This document provides a complete overview of all element details. For simpler and more focused reports, simply copy this initial template and turn off the sections not required.

Logical Model

Type: **Package**
Status: Proposed. Version 1.0. Phase 1.0.
Package: Logical View
Detail: *Created on 4/21/2003. Last modified on 12/19/2005*
GUID: {EDA7696F-E0A6-4f25-AF01-898A5B4ED37A}

Logical Model - *(Logical diagram)*
Created By: caCORE SDK *on* 8/13/2001
Last Modified: 9/18/2009
Version: 1.0. *Locked:* False
GUID: {56A3C3CE-C5D6-4d5e-9B3C-E0DC39130314}

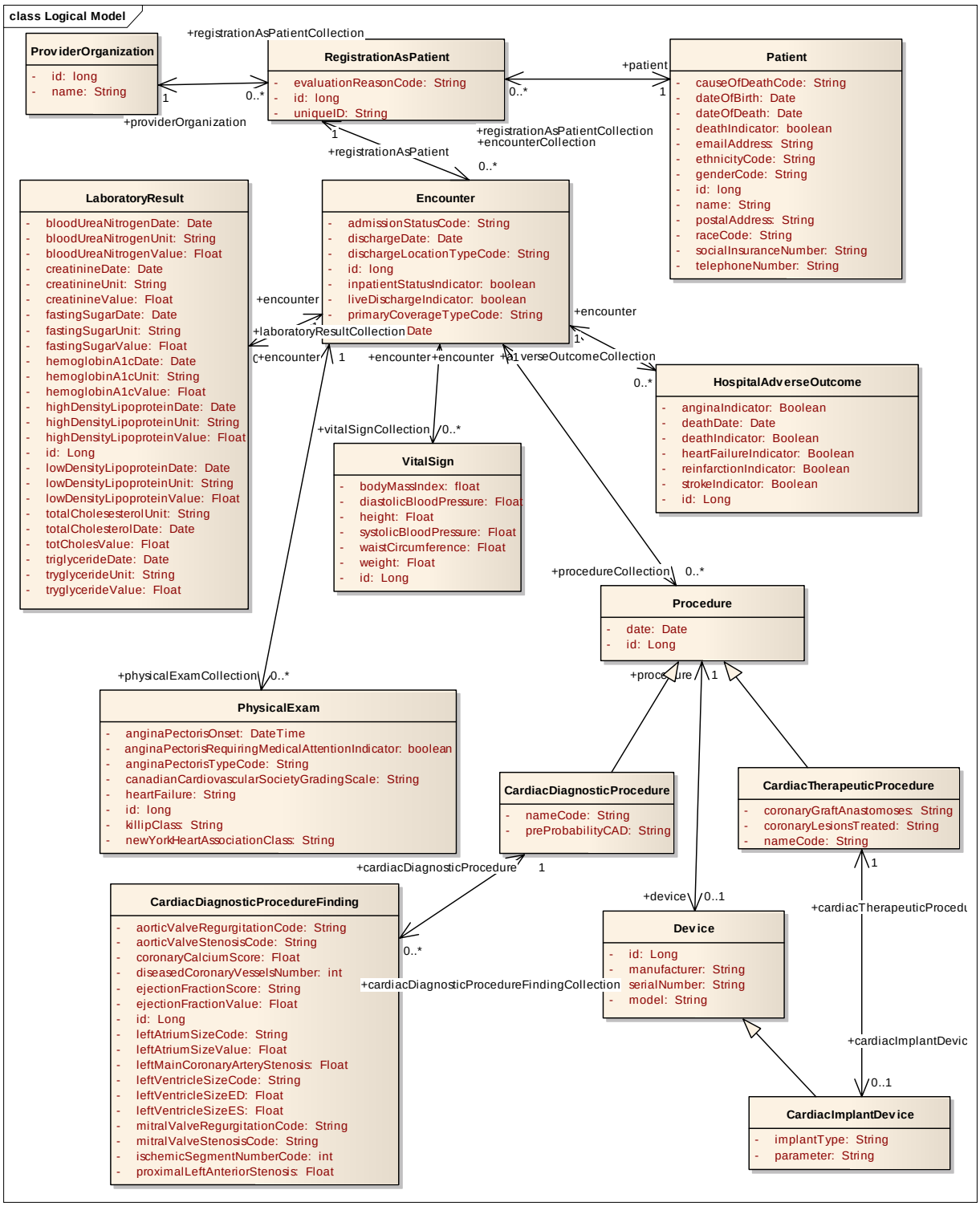

Figure: 1

BiopsyOfTheRightVentricle

Type: **Class** **CardiacDiagnosticProcedure**

Status: Proposed. Version 1.0. Phase 1.0.
Package: Logical Model *Keywords:*
Detail: *Created on 5/13/2009. Last modified on 8/11/2009.*
GUID: {A07FCFC5-9429-431b-8984-CA47B81EC793}

Custom Properties

- isActive = False

Connections

Connector	Source	Target	Notes
Generalization Source -> Destination	Public BiopsyOfTheRightVentricle	Public CardiacDiagnosticProcedure	

CardiacCatherizationFinding

Type: **Class**
Status: Proposed. Version 1.0. Phase 1.0.
Package: Logical Model *Keywords:*
Detail: *Created on 8/10/2009. Last modified on 8/11/2009.*
GUID: {65D0CAAB-9A55-4b72-866F-6F3436161822}

Custom Properties

- isActive = False

Connections

Connector	Source	Target	Notes
Association Source -> Destination	Public CardiacCatherizationFinding	Public CardiacCatheterization	

Attributes

Attribute	Notes	Constraints and tags

Attribute	Notes	Constraints and tags
aorticValveRegurgitationCode String Private		*Default:* [description = Severity of regurgitation through the aortic valve.] [CADSR Local Value Domain = AorticValveRegurgitationCode]
aorticValveStenosisCode String Private		*Default:* [description = Severity of stenosis of the aortic valve.] [CADSR Local Value Domain = AorticValveStenosisCode]
ejectionFractionScore String Private		*Default:* [description = The estimated resting left ventricular ejection fraction (LVEF), as a qualitative score.] [CADSR Local Value Domain = EjectionFractionScoreCode]
ejectionFractionValue Float Private		*Default:* [description = The calculated resting left ventricular ejection fraction (LVEF), as either a percentage value or the midpoint value when a range is reported.]
leftMainCoronaryArteryStenosis Float Private		*Default:* [description = Percent luminal narrowing of the left main coronary artery, at the point of maximal stenosis of the left main.]
leftVentricleSizeCode String Private		*Default:* [description = Qualitative estimate of the chamber size of the left ventricle.] [CADSR Local Value Domain = LeftVentricleSizeCode]

Attribute	Notes	Constraints and tags
mitralValveRegurgitationCode String Private		*Default:* [description = Severity of regurgitation through the mitral valve.] [CADSR Local Value Domain = MitralValveRegurgitationCode]
mitralValveStenosisCode String Private		*Default:* [description = Severity of stenosis of the mitral valve.] [CADSR Local Value Domain = MitralValveStenosisCode]
proximalLeftAnteriorStenosis Float Private		*Default:* [description = Percent luminal narrowing of the proximal left anterior descending artery, at the point of maximal stenosis of the LAD.]
numberIschemicSegmentsCode int Private		*Default:* [description = Number of major epicardial vessels, and major branches of the epicardial vessels, with 70% or greater luminal obstruction.] [CADSR Local Value Domain = DiseasedCoronaryArteryNumberCode]

CardiacCatheterization

Type: **Class** **CardiacDiagnosticProcedure**
Status: Proposed. Version 1.0. Phase 1.0.
Package: Logical Model *Keywords:*
Detail: *Created on 5/13/2009. Last modified on 8/11/2009.*
GUID: {6661FD12-DC4B-4fca-B5C0-9F54F128A5D5}

Custom Properties

- isActive = False

Connections

Connector	Source	Target	Notes
Generalization Source -> Destination	Public CardiacCatheterization	Public CardiacDiagnosticProcedure	
Association Source -> Destination	Public CardiacCatherizationFinding	Public CardiacCatheterization	

CardiacComputedTomographicAngiography

Type: **Class** **CardiacDiagnosticProcedure**
Status: Proposed. Version 1.0. Phase 1.0.
Package: Logical Model *Keywords:*
Detail: *Created on 8/10/2009. Last modified on 8/11/2009.*
GUID: {26B71DB2-4A4D-4be4-BD5C-6103B3CF243B}

Custom Properties

- isActive = False

Connections

Connector	Source	Target	Notes
Association Source -> Destination	Public CardiacComputedTomographicAngiographyFinding	Public CardiacComputedTomographicAngiography	
Generalization Source -> Destination	Public CardiacComputedTomographicAngiography	Public CardiacDiagnosticProcedure	

CardiacComputedTomographicAngiographyFinding

Type: **Class**
Status: Proposed. Version 1.0. Phase 1.0.
Package: Logical Model *Keywords:*
Detail: *Created on 8/10/2009. Last modified on 8/11/2009.*
GUID: {16FBC94D-2E92-488c-AF5F-4B46F49AD478}

Custom Properties

- isActive = False

Connections

Connector	Source	Target	Notes
Association Source -> Destination	Public CardiacComputedTomographicAngiographyFinding	Public CardiacComputedTomographicAngiography	

Attributes

Attribute	Notes	Constraints and tags
coronaryCalciumScore Float Private		*Default:* [description = Agaston score of estimation of extent of coronary calcification by coronary CT.]
ejectionFractionScore String Private		*Default:* [description = The estimated resting left ventricular ejection fraction (LVEF), as a qualitative score.] [CADSR Local Value Domain = EjectionFractionScoreCode]
ejectionFractionValue Float Private		*Default:* [description = The calculated resting left ventricular ejection fraction (LVEF), as either a percentage value or the midpoint value when a range is reported.]
leftMainCoronaryArtery Stenosis Float Private		*Default:* [description = Percent luminal narrowing of the left main coronary artery, at the point of maximal stenosis of the left main.]

Attribute	Notes	Constraints and tags
leftVentricleSizeCode String Private		*Default:* [description = Qualitative estimate of the chamber size of the left ventricle.] [CADSR Local Value Domain = LeftVentricleSizeCode]
diseasedVesselsNumberCode int Private		*Default:* [description = Number of major epicardial vessels, and major branches of the epicardial vessels, with 70% or greater luminal obstruction.] [CADSR Local Value Domain = DiseasedCoronaryArteryNumberCode]
proximalLeftAnteriorStenosis Float Private		*Default:* [description = Percent luminal narrowing of the proximal left anterior descending artery, at the point of maximal stenosis of the LAD.]

CardiacComputedTomography

Type: **Class** **CardiacDiagnosticProcedure**
Status: Proposed. Version 1.0. Phase 1.0.
Package: Logical Model *Keywords:*
Detail: *Created on 5/13/2009. Last modified on 8/11/2009.*
GUID: {34CF5967-4BA9-4a78-8BF9-FB760C5469AA}

Custom Properties

- isActive = False

Connections

Connector	Source	Target	Notes
Generalization Source -> Destination	Public CardiacComputedTomography	Public CardiacDiagnosticProcedure	
Association	Public	Public	

Connector	Source	Target	Notes
Source -> Destination	computedTomographyFindingCollection CardiacComputedTomographyFinding	computedTomographyProcedure CardiacComputedTomography	

CardiacComputedTomographyFinding

Type: **Class**
Status: Proposed. Version 1.0. Phase 1.0.
Package: Logical Model *Keywords:*
Detail: *Created on 8/10/2009. Last modified on 8/11/2009.*
GUID: {BA0E143C-85FB-4af5-9575-42B8F95405DA}

Custom Properties

- isActive = False

Connections

Connector	Source	Target	Notes
Association Source -> Destination	Public computedTomographyFindingCollection CardiacComputedTomographyFinding	Public computedTomographyProcedure CardiacComputedTomography	

Attributes

Attribute	Notes	Constraints and tags
ejectionFractionScore String Private		*Default:* [description = The estimated resting left ventricular ejection fraction (LVEF), as a qualitative score.] [CADSR Local Value Domain = EjectionFractionScoreCode]
ejectionFractionValue Float Private		*Default:* [description = The calculated resting left ventricular ejection fraction (LVEF), as either a percentage value or the midpoint value when a range is reported.]

Attribute	Notes	Constraints and tags
leftAtriumSizeCode String Private		*Default:* [description = Qualitative estimate of the chamber size of the left atrium.] [CADSR Local Value Domain = LeftAtriumSizeCode]
leftAtriumSizeValue Float Private		*Default:* [description = Size of the left atrium, in cm.]
leftVentricleSizeCode String Private		*Default:* [description = Qualitative estimate of the chamber size of the left ventricle.] [CADSR Local Value Domain = LeftVentricleSizeCode]
leftVentricleSizeES Float Private		*Default:* [description = Short axis measurement of the left ventricular chamber size at end-systole, in cm.]

CardiacDiagnosticProcedure

Type: **Class** **Procedure**
Status: Proposed. Version 1.0. Phase 1.0.
Package: Logical Model *Keywords:*
Detail: *Created on 5/12/2009. Last modified on 5/27/2009.*
GUID: {F6300471-6029-49fb-A88B-47E0A0B20359}

Custom Properties

- isActive = False

Tagged Values

- description = This class holds information about any cardiac diagnostic procedure. A cardiac diagnostic procedure evaluates the structure and/or function of the heart.. This lexicon emphasizes common names

for procedure concepts even when various sub-procedures comprise the concept (e.g., transthoracic echocardiogram, left heart catheterization), rather than an unbundled listing of the sub-procedures that comprise the procedure (e.g., CPT code listing). The procedure of greater complexity should be chosen when the concept of greater complexity is inclusive of the one of lesser complexity (e.g., Stress echo is inclusive of TTE). Selected results data are to be linked to the study.

Connections

Connector	Source	Target	Notes
Generalization Source -> Destination	Public EventMonitor	Public CardiacDiagnosticProcedure	
Generalization Source -> Destination	Public BiopsyOfTheRightVentricle	Public CardiacDiagnosticProcedure	
Generalization Source -> Destination	Public CardiacCatheterization	Public CardiacDiagnosticProcedure	
Generalization Source -> Destination	Public ElectrophysiologyStudy	Public CardiacDiagnosticProcedure	
Generalization Source -> Destination	Public StressCMR	Public CardiacDiagnosticProcedure	
Generalization Source -> Destination	Public PositronEmissionTomography	Public CardiacDiagnosticProcedure	
Generalization Source -> Destination	Public RightHeartCatheterization	Public CardiacDiagnosticProcedure	
Generalization Source -> Destination	Public CardiacMagneticResonance	Public CardiacDiagnosticProcedure	
Generalization Source -> Destination	Public StressPET	Public CardiacDiagnosticProcedure	
Generalization Source -> Destination	Public StressTTE	Public CardiacDiagnosticProcedure	
Generalization Source -> Destination	Public StressECG	Public CardiacDiagnosticProcedure	
Generalization	Public	Public	

Connector	Source	Target	Notes
Source -> Destination	TransthoracicEcho	CardiacDiagnosticProcedure	
Generalization Source -> Destination	Public TransesophagealEchocardiography	Public CardiacDiagnosticProcedure	
Generalization Source -> Destination	Public HolterMonitor	Public CardiacDiagnosticProcedure	
Generalization Source -> Destination	Public Electrocardiogram	Public CardiacDiagnosticProcedure	
Generalization Source -> Destination	Public CardiacDiagnosticProcedure	Public Procedure	
Generalization Source -> Destination	Public RadionuclideAngiography	Public CardiacDiagnosticProcedure	
Generalization Source -> Destination	Public LeftVentriculography	Public CardiacDiagnosticProcedure	
Generalization Source -> Destination	Public ThoracicAortography	Public CardiacDiagnosticProcedure	
Generalization Source -> Destination	Public InvasiveCoronaryAngiography	Public CardiacDiagnosticProcedure	
Generalization Source -> Destination	Public CardiacComputedTomography	Public CardiacDiagnosticProcedure	
Generalization Source -> Destination	Public StressSPECT	Public CardiacDiagnosticProcedure	
Generalization Source -> Destination	Public PositronEmissionTomography	Public CardiacDiagnosticProcedure	
Generalization Source -> Destination	Public CardiacComputedTomographicAngiography	Public CardiacDiagnosticProcedure	
Association Bi-Directional	Public cardiacDiagnosticProcedureFindingCollection	Public cardiacDiagnosticProcedure	

Connector	Source	Target	Notes
	CardiacDiagnosticProcedureFinding	CardiacDiagnosticProcedure	
Generalization Source -> Destination	Public Single-PhotonEmissionComputedTomography	Public CardiacDiagnosticProcedure	

Attributes

Attribute	Notes	Constraints and tags
nameCode String Private		*Default:* [CADSR Local Value Domain = CardiacDiagnosticProcedureNameCode] [description = Common names for procedure concepts even when various sub-procedures comprise the concept (e.g., transthoracic echocardiogram, left heart catheterization), rather than an unbundled listing of the sub-procedures that comprise the procedure.]
preProbabilityCAD String Private	For procedures evaluating for the presence of obstructive coronary disease (e.g., stress tests, CT angiography, left heart cardiac catherization).	*Default:* [description = The pre-test probability estimate of the presence of obstructive coronary artery disease.] [CADSR Local Value Domain = cadEstimateCode]

CardiacDiagnosticProcedureFinding

Type: **Class**
Status: Proposed. Version 1.0. Phase 1.0.
Package: Logical Model *Keywords:*
Detail: *Created on 5/13/2009. Last modified on 5/27/2009.*
GUID: {8DB31971-7402-4b78-B464-C7C310B4D687}

Custom Properties

- isActive = False

Connections

Connector	Source	Target	Notes
Association Bi-Directional	Public cardiacDiagnosticProcedureFindingCollection CardiacDiagnosticProcedureFinding	Public cardiacDiagnosticProcedure CardiacDiagnosticProcedure	

Attributes

Attribute	Notes	Constraints and tags
aorticValveRegurgitationCode String Private		*Default:* [description = Severity of regurgitation through the aortic valve.] [CADSR Local Value Domain = AorticValveRegurgitationCode]
aorticValveStenosisCode String Private		*Default:* [description = Severity of stenosis of the aortic valve.] [CADSR Local Value Domain = AorticValveStenosisCode]
coronaryCalciumScore Float Private		*Default:* [description = Agaston score of estimation of extent of coronary calcification by coronary CT.]
diseasedCoronaryVesselsNumber int Private		*Default:* [description = Number of major epicardial vessels, and major branches of the epicardial vessels, with 70% or greater luminal obstruction.] [CADSR Local Value Domain = NumberDiseasedCoronaryVesselsCode]

Attribute	Notes	Constraints and tags
ejectionFractionScore String Private		*Default:* [description = The estimated resting left ventricular ejection fraction (LVEF), as a qualitative score.] [CADSR Local Value Domain = EjectionFractionScoreCode]
ejectionFractionValue Float Private		*Default:* [description = The calculated resting left ventricular ejection fraction (LVEF), as either a percentage value or the midpoint value when a range is reported.]
id Long Private		*Default:* [description = Identification tag of the Cardiac Diagnostic Procedure Findings class.]
leftAtriumSizeCode String Private		*Default:* [description = Qualitative estimate of the chamber size of the left atrium.] [CADSR Local Value Domain = LeftAtriumSizeCode]
leftAtriumSizeValue Float Private		*Default:* [description = Size of the left atrium, in cm.]
leftMainCoronaryArtery Stenosis Float Private		*Default:* [description = Percent luminal narrowing of the left main coronary artery, at the point of maximal stenosis of the left main.]

Attribute	Notes	Constraints and tags
leftVentricleSizeCode String Private		*Default:* [description = Qualitative estimate of the chamber size of the left ventricle.] [CADSR Local Value Domain = LeftVentricleSizeCode]
leftVentricleSizeED Float Private		*Default:* [description = Short axis measurement of the left ventricular chamber size at end-diastole, in cm.]
leftVentricleSizeES Float Private		*Default:* [description = Short axis measurement of the left ventricular chamber size at end-systole, in cm.]
mitralValveRegurgitationCode String Private		*Default:* [description = Severity of regurgitation through the mitral valve.] [CADSR Local Value Domain = MitralValveRegurgitationCode]
mitralValveStenosisCode String Private		*Default:* [description = Severity of stenosis of the mitral valve.] [CADSR Local Value Domain = MitralValveStenosisCode]
ischemicSegmentNumberCode int Private		*Default:* [description = Number of the 17 myocardial segments graded as ischemic.] [CADSR Local Value Domain = IschemicSegementCode]

Attribute	Notes	Constraints and tags
proximalLeftAnteriorStenosis Float Private		*Default:* [description = Percent luminal narrowing of the proximal left anterior descending artery, at the point of maximal stenosis of the LAD.]

CardiacImplantDevice

Type: **Class** **Device**
Status: Proposed. Version 1.0. Phase 1.0.
Package: Logical Model *Keywords:*
Detail: *Created on 5/14/2009. Last modified on 5/19/2009.*
GUID: {10EC0AAD-2E77-4b1b-B3FA-D37ECC079327}

Custom Properties

- isActive = False

Tagged Values

- description = This class holds information about cardiac implant devices used in a cardiac therapeutic procedure..

Connections

Connector	Source	Target	Notes
Generalization Source -> Destination	Public CardiacImplantDevice	Public Device	
Association Bi-Directional	Public cardiacTherapeuticProcedure CardiacTherapeuticProcedure	Public cardiacImplantDevice CardiacImplantDevice	

Attributes

Attribute	Notes	Constraints and tags

Attribute	Notes	Constraints and tags
implantType String Private		*Default:* [description = Type of device implanted.] [CADSR Local Value Domain = CardiacImplantedDeviceType]
parameter String Private		*Default:* [description = Key manufacturers specification of the implanted device (e.g., size of stent)]

CardiacMagneticResonance

Type: **Class** **CardiacDiagnosticProcedure**
Status: Proposed. Version 1.0. Phase 1.0.
Package: Logical Model *Keywords:*
Detail: *Created on 5/13/2009. Last modified on 8/11/2009.*
GUID: {B79880B8-6D42-40ef-9BDB-8D151B66E05B}

Custom Properties

- isActive = False

Connections

Connector	Source	Target	Notes
Generalization Source -> Destination	Public CardiacMagneticResonance	Public CardiacDiagnosticProcedure	
Association Source -> Destination	Public magneticResonanceImagingCollection CardiacMagneticResonanceFinding	Public magneticResonanceImagingProcedure CardiacMagneticResonance	

CardiacMagneticResonanceFinding

Type: **Class**
Status: Proposed. Version 1.0. Phase 1.0.

Package: Logical Model *Keywords:*
Detail: *Created on 8/10/2009. Last modified on 8/11/2009.*
GUID: {F59C06A1-ABDB-4c1f-806A-F4642BDBAA7C}

Custom Properties

- isActive = False

Connections

Connector	Source	Target	Notes
Association Source -> Destination	Public magneticResonanceImagingCollection CardiacMagneticResonanceFinding	Public magneticResonanceImagingProcedure CardiacMagneticResonance	

Attributes

Attribute	Notes	Constraints and tags
aorticValveRegurgitationCode String Private		*Default:* [description = Severity of regurgitation through the aortic valve.] [CADSR Local Value Domain = AorticValveRegurgitationCode]
aorticValveStenosisCode String Private		*Default:* [description = Severity of stenosis of the aortic valve.] [CADSR Local Value Domain = AorticValveStenosisCode]
ejectionFractionScore String Private		*Default:* [description = The estimated resting left ventricular ejection fraction (LVEF), as a qualitative score.] [CADSR Local Value Domain = EjectionFractionScoreCode]

Attribute	Notes	Constraints and tags
ejectionFractionValue Float Private		*Default:* [description = The calculated resting left ventricular ejection fraction (LVEF), as either a percentage value or the midpoint value when a range is reported.]
ischemicMyocardiumValue float Private		*Default:* [description = Percent of the myocardium estimated to be ischemic per functional study (e.g., MRI, SPECT)]
leftAtriumSizeCode String Private		*Default:* [description = Qualitative estimate of the chamber size of the left atrium.] [CADSR Local Value Domain = LeftAtriumSizeCode]
leftAtriumSizeValue Float Private		*Default:* [description = Size of the left atrium, in cm.]
leftVentricleSizeES Float Private		*Default:* [description = Short axis measurement of the left ventricular chamber size at end-systole, in cm.]
leftVentricleSizeCode String Private		*Default:* [description = Qualitative estimate of the chamber size of the left ventricle.] [CADSR Local Value Domain = LeftVentricleSizeCode]

Attribute	Notes	Constraints and tags
leftVentricleSizeED Float Private		*Default:* [description = Short axis measurement of the left ventricular chamber size at end-diastole, in cm.]
mitralValveRegurgitationCode String Private		*Default:* [description = Severity of regurgitation through the mitral valve.] [CADSR Local Value Domain = MitralValveRegurgitationCode]
mitralValveStenosisCode String Private		*Default:* [description = Severity of stenosis of the mitral valve.] [CADSR Local Value Domain = MitralValveStenosisCode]

CardiacTherapeuticProcedure

Type: **Class** **Procedure**
Status: Proposed. Version 1.0. Phase 1.0.
Package: Logical Model *Keywords:*
Detail: *Created on 5/12/2009. Last modified on 5/27/2009.*
GUID: {8C2158AB-9D79-4ea6-B07E-C64708FEC2A5}

This lexicon emphasizes common names for procedure concepts even when various sub-procedures comprise the concept (e.g., CRT, PCI), rather than an unbundled listing of the sub-procedures comprising the procedure (e.g., CPT-code listing). The procedure of greatest complexity should be chosen when the concept of greater complexity is inclusive of the one of lesser complexity (e.g.,m ICD is inclusive of pacemaker). Selected results data are to be linked to the study.

Custom Properties

- isActive = False

Tagged Values

- description = Procedure to treat pathologic structural/pathophysiologic functional disorder of the heart.. This lexicon emphasizes common names for procedure concepts even when various sub-procedures comprise the concept (e.g., CRT, PCI), rather than an unbundled listing of the sub-procedures comprising the procedure (e.g., CPT-code listing). The procedure of greatest complexity should be chosen when the concept of greater complexity is inclusive of the one of lesser complexity (e.g.,m ICD is inclusive of pacemaker). Selected results data are to be linked to the study.

Connections

Connector	Source	Target	Notes
Generalization Source -> Destination	Public CardiacTherapeuticProcedure	Public Procedure	
Association Bi-Directional	Public cardiacTherapeuticProcedure CardiacTherapeuticProcedure	Public cardiacImplantDevice CardiacImplantDevice	

Attributes

Attribute	Notes	Constraints and tags
coronaryGraftAnastomoses String Private		*Default:* [description = Per the CASS coronary artery segment map, the anastomoses placed during a CABG procedure.]
coronaryLesionsTreated String Private		*Default:* [description = Per the CASS coronary artery segment map, the lesion(s) treated during a PCI procedure.]
nameCode String Private		*Default:* [CADSR Local Value Domain = CardiacTherapeuticProcedureNameCode] [description = List of cardiac therapeutic procedures. Procedures are used to treat pathologic structural/pathophysiologic functional disorder of the heart.]

Device

Type: **Class**
Status: Proposed. Version 1.0. Phase 1.0.
Package: Logical Model *Keywords:*
Detail: *Created on 5/14/2009. Last modified on 9/18/2009.*

GUID: {74F64395-CF35-4ebe-90A8-67D81B18FE81}

Custom Properties

- isActive = False

Tagged Values

- description = This class holds information about any device used in a procedure..

Connections

Connector	Source	Target	Notes
Association Bi-Directional	Public procedure Procedure	Public device Device	
Generalization Source -> Destination	Public CardiacImplantDevice	Public Device	

Attributes

Attribute	Notes	Constraints and tags
id Long Private		*Default:* [description = Identification tag of the Procedure Device class.]
manufacturer String Private		*Default:* [description = Manufacturer of the device.]
serialNumber String Private		*Default:* [description = Serial number of the device, if applicable.]

Attribute	Notes	Constraints and tags
model String Private		*Default:* [description = The manufacturer model name of the device.]

Electrocardiogram

Type: **Class** **CardiacDiagnosticProcedure**
Status: Proposed. Version 1.0. Phase 1.0.
Package: Logical Model *Keywords:*
Detail: *Created on 5/12/2009. Last modified on 8/11/2009.*
GUID: {E6360AC7-3BC6-442a-96C1-B78D1A898642}

Custom Properties

- isActive = False

Connections

Connector	Source	Target	Notes
Generalization Source -> Destination	Public Electrocardiogram	Public CardiacDiagnosticProcedure	

ElectrophysiologyStudy

Type: **Class** **CardiacDiagnosticProcedure**
Status: Proposed. Version 1.0. Phase 1.0.
Package: Logical Model *Keywords:*
Detail: *Created on 5/13/2009. Last modified on 8/11/2009.*
GUID: {4C1A981F-00C3-411d-ACC4-5E89A29F2F2A}

Custom Properties

- isActive = False

Connections

Connector	Source	Target	Notes
Generalization Source -> Destination	Public ElectrophysiologyStudy	Public CardiacDiagnosticProcedure	

Encounter

Type: **Class**
Status: Proposed. Version 1.0. Phase 1.0.
Package: Logical Model *Keywords:*
Detail: *Created on 7/3/2007. Last modified on 7/19/2007.*
GUID: {428BB976-3015-4391-9965-6C63D3AF8C7B}

Custom Properties

- isActive = False

Tagged Values

- documentation = An encounter is an interaction between a patient and a care provider(s) for the pupose of providing healthcare-related service(s). Healthcare services include health assessment..

Connections

Connector	Source	Target	Notes
Association Bi-Directional	Public prescribedAtEncounter Encounter	Public medicationCollection MedicationUsage	
Association Bi-Directional	Public encounter Encounter	Public vitalSignCollection VitalSign	
Association Bi-Directional	Public encounter Encounter	Public procedureCollection Procedure	
Association Bi-Directional	Public encounter Encounter	Public laboratoryResultCollection LaboratoryResult	
Association Bi-Directional	Public encounter Encounter	Public physicalExamCollection PhysicalExam	
Association Bi-Directional	Public registrationAsPatient	Public encounterCollection	

Connector	Source	Target	Notes
	RegistrationAsPatient	Encounter	
Association Bi-Directional	Public encounter Encounter	Public adverseOutcomeCollection HospitalAdverseOutcome	

Attributes

Attribute	Notes	Constraints and tags
admissionStatusCode String Private		*Default:* [description = Describes how the patient came to be at the facility (outpatient referral, through the emergency department, transfer from another facility, etc.)]
dischargeDate Date Private		*Default:* [description = Date of discharge from the medical facility for this encounter.]
dischargeLocationTypeCode String Private		*Default:* [description = Indicates where the patient is discharged to. For example, home, extended care, other hospital, nursing home, etc.]
id long Private		*Default:* [description = Identification tag of the Encounter class.]
inpatientStatusIndicator boolean Private		*Default:* [description = Indicates if the patient is classified as an "inpatient," generally meaning that the patient was admitted to the hospital.]

Attribute	Notes	Constraints and tags
liveDischargeIndicator boolean Private		*Default:* [description = Indicates whether the patient left the medical facility alive.]
primaryCoverageTypeCode String Private		*Default:* [description = Describes the type of insurance coverage for the patient for this encounter.]
startDate Date Private		*Default:* [description = Date of the beginning of the encounter.]

EventMonitor

Type: **Class** **CardiacDiagnosticProcedure**
Status: Proposed. Version 1.0. Phase 1.0.
Package: Logical Model *Keywords:*
Detail: *Created on 5/12/2009. Last modified on 8/11/2009.*
GUID: {AB172724-75EB-4cd5-8C51-0E733E3C0794}

Custom Properties

- isActive = False

Connections

Connector	Source	Target	Notes
Generalization Source -> Destination	Public EventMonitor	Public CardiacDiagnosticProcedure	

FamilyHistory

Type: **Class**
Status: Proposed. Version 1.0. Phase 1.0.
Package: Logical Model *Keywords:*
Detail: *Created on 5/18/2009. Last modified on 5/27/2009.*
GUID: {CF3759BF-B8C1-4ee5-BA57-E2394D4B2D28}

Custom Properties

- isActive = False

Tagged Values

- description = This class holds a record of a patient's background regarding health and disease events of blood relatives. A patient's family medical history may be important in diagnosing existing conditions..

Connections

Connector	Source	Target	Notes
Association Bi-Directional	Public patient Patient	Public familyHistoryCollection FamilyHistory	

Attributes

Attribute	Notes	Constraints and tags
familyCADIndicator Boolean Private		*Default:* [description = A first-degree relative (parent, sibling, child) documented to have had any of the following at age less than 55 years.]
familySuddenCardiacDeathIndicator Boolean Private		*Default:* [description = A first-degree relative (parent, sibling, child) documented to have died of suddenly of presumed cardiac etiology without other obvious cause.]

HolterMonitor

Type: **Class** **CardiacDiagnosticProcedure**
Status: Proposed. Version 1.0. Phase 1.0.
Package: Logical Model *Keywords:*

Detail: *Created on 5/12/2009. Last modified on 8/11/2009.*
GUID: {5453D037-326E-45bc-9078-F34251DB0C12}

Custom Properties

- isActive = False

Connections

Connector	Source	Target	Notes
Generalization Source -> Destination	Public HolterMonitor	Public CardiacDiagnosticProcedure	

HospitalAdverseOutcome

Type: **Class**
Status: Proposed. Version 1.0. Phase 1.0.
Package: Logical Model *Keywords:*
Detail: *Created on 5/15/2009. Last modified on 5/27/2009.*
GUID: {15011C46-BE40-40bb-906A-992A5B55EAED}

Custom Properties

- isActive = False

Tagged Values

- definition = This class holds information about any adverse event incurred during hospitilization..

Connections

Connector	Source	Target	Notes
Association Bi-Directional	Public encounter Encounter	Public adverseOutcomeCollection HospitalAdverseOutcome	

Attributes

Attribute	Notes	Constraints and tags

Attribute	Notes	Constraints and tags
anginaIndicator Boolean Private		*Default:* [description = Angina pectoris (or an anginal equivalent) after admission to hospital. Symptoms occurring before admission or otherwise precipitating hospitalization are not considered anginal events during hospitalization.]
deathDate Date Private		*Default:*
deathIndicator Boolean Private		*Default:* [description = An indication of death during hospitalization.]
heartFailureIndicator Boolean Private		*Default:* [description = The development of new onset or acute reoccurrence of heart failure after admission to hospital.]
reinfarctionIndicator Boolean Private		*Default:* [description = Clinical signs and symptoms of a new infarction or repeat infarction.]
strokeIndicator Boolean Private		*Default:* [description = The development of a new acute loss of neurological function after admission to hospital, caused by an ischemic or hemorrhagic event with residual symptoms lasting at least 24 hours after onset or leading to death.]

Attribute	Notes	Constraints and tags
id Long Private		*Default:* [description = Identification tag of the Vital Sign class.]

InvasiveCoronaryAngiography

Type: **Class** **CardiacDiagnosticProcedure**
Status: Proposed. Version 1.0. Phase 1.0.
Package: Logical Model *Keywords:*
Detail: *Created on 8/11/2009. Last modified on 8/11/2009.*
GUID: {52605EA5-74E3-4405-8EF7-7972CE6D6C62}

Custom Properties

- isActive = False

Connections

Connector	Source	Target	Notes
Association Source -> Destination	Public InvasiveCoronaryAngiographyFinding	Public InvasiveCoronaryAngiography	
Generalization Source -> Destination	Public InvasiveCoronaryAngiography	Public CardiacDiagnosticProcedure	

InvasiveCoronaryAngiographyFinding

Type: **Class**
Status: Proposed. Version 1.0. Phase 1.0.
Package: Logical Model *Keywords:*
Detail: *Created on 8/11/2009. Last modified on 8/11/2009.*
GUID: {2F12B412-4D25-4b8c-8CA4-FB86C891BB3B}

Custom Properties

- isActive = False

Connections

Connector	Source	Target	Notes
Association Source -> Destination	Public InvasiveCoronaryAngiographyFinding	Public InvasiveCoronaryAngiography	

Attributes

Attribute	Notes	Constraints and tags
leftMainCoronaryArteryStenosis Float Private		*Default:* [description = Percent luminal narrowing of the left main coronary artery, at the point of maximal stenosis of the left main.]
diseasedVesselsNumberCode int Private		*Default:* [description = Number of major epicardial vessels, and major branches of the epicardial vessels, with 70% or greater luminal obstruction.] [CADSR Local Value Domain = DiseasedCoronaryArteryNumberCode]
proximalLeftAnteriorStenosis Float Private		*Default:* [description = Percent luminal narrowing of the proximal left anterior descending artery, at the point of maximal stenosis of the LAD.]

LaboratoryResult

Type: **Class**
Status: Proposed. Version 1.0. Phase 1.0.
Package: Logical Model *Keywords:*
Detail: *Created on 5/12/2009. Last modified on 5/27/2009.*
GUID: {050F961B-C44E-436e-8DAE-0C687C1F7E9D}

Custom Properties

Custom Properties

- isActive = False

Tagged Values

- description = Holds results of various laboratory tests performed in the context of the associated encounter..

Connections

Connector	Source	Target	Notes
Association Bi-Directional	Public encounter Encounter	Public laboratoryResultCollection LaboratoryResult	

Attributes

Attribute	Notes	Constraints and tags
bloodUreaNitrogenDate Date Private		*Default:* [description = Date that the BUN laboratory test was performed.]
bloodUreaNitrogenUnit String Private		*Default:* [description = The unit of measure for a reported blood urea nitrogen numeric value.]
bloodUreaNitrogenValue Float Private		*Default:* [description = The value of the result of the BUN laboratory test.]
creatinineDate Date Private		*Default:* [description = Date that the creatinine laboratory test was performed.]

Attribute	Notes	Constraints and tags
creatinineUnit String Private		*Default:* [description = The unit of measure for a reported creatinine numeric value.]
creatinineValue Float Private		*Default:* [description = The value of the result of the creatinine laboratory test.]
fastingSugarDate Date Private		*Default:* [description = Date that the fasting blood sugar laboratory test was performed.]
fastingSugarUnit String Private		*Default:* [description = The unit of measure for a reported low fasting blood sugar numeric value.]
fastingSugarValue Float Private		*Default:* [description = The value of the result of the fasting blood sugar laboratory test.]
hemoglobinA1cDate Date Private		*Default:* [description = Date that the hgbA1c laboratory test was performed.]

Attribute	Notes	Constraints and tags
hemoglobinA1cUnit String Private		*Default:* [description = The unit of measure for a reported hgbA1c numeric value.]
hemoglobinA1cValue Float Private		*Default:* [description = The value of the result of the hgbA1c laboratory test.]
highDensityLipoproteinDate Date Private		*Default:* [description = Date that the HDL laboratory test was performed.]
highDensityLipoproteinUnit String Private		*Default:* [description = The unit of measure for a reported high density lipoprotein numeric value.]
highDensityLipoproteinValue Float Private		*Default:* [description = The value of the result of the HDL laboratory test.]
id Long Private		*Default:* [description = Identification tag of the Vital Sign class.]

Attribute	Notes	Constraints and tags
lowDensityLipoproteinDate Date Private		*Default:* [description = Date that the LDL laboratory test was performed.]
lowDensityLipoproteinUnit String Private		*Default:* [description = The unit of measure for a reported low density lipoprotein numeric value.]
lowDensityLipoproteinValue Float Private		*Default:* [description = The value of the result of the LDL laboratory test.]
totalCholesesterolUnit String Private		*Default:* [description = The unit of measure for a reported total cholesterol numeric value.]
totalCholesterolDate Date Private		*Default:* [description = Date that the total cholesterol laboratory test was performed.]
totCholesValue Float Private		*Default:* [description = The value of the result of the total cholesterol laboratory test.]

Attribute	Notes	Constraints and tags
triglycerideDate Date Private		*Default:* [description = Date that the triglyceride laboratory test was performed.]
tryglycerideUnit String Private		*Default:* [description = The unit of measure for a reported tryglyceride numeric value.]
tryglycerideValue Float Private		*Default:* [description = The value of the result of the tryglyceride laboratory test.]

LeftVentriculography

Type: **Class** **CardiacDiagnosticProcedure**
Status: Proposed. Version 1.0. Phase 1.0.
Package: Logical Model *Keywords:*
Detail: *Created on 8/11/2009. Last modified on 8/11/2009.*
GUID: {21402568-7E1C-4c18-AC40-94A60813D06D}

Custom Properties

- isActive = False

Connections

Connector	Source	Target	Notes
Generalization Source -> Destination	Public LeftVentriculography	Public CardiacDiagnosticProcedure	
Association Source -> Destination	Public LeftVentriculographyFinding	Public LeftVentriculography	

LeftVentriculographyFinding

Type: **Class**
Status: Proposed. Version 1.0. Phase 1.0.
Package: Logical Model *Keywords:*
Detail: *Created on 8/11/2009. Last modified on 8/11/2009.*
GUID: {2F4D8E8A-3F0B-41bc-80A6-BECD9F821AC0}

Custom Properties

- isActive = False

Connections

Connector	Source	Target	Notes
Association Source -> Destination	Public LeftVentriculographyFinding	Public LeftVentriculography	

Attributes

Attribute	Notes	Constraints and tags
ejectionFractionScore String Private		*Default:* [description = The estimated resting left ventricular ejection fraction (LVEF), as a qualitative score.] [CADSR Local Value Domain = EjectionFractionScoreCode]
ejectionFractionValue Float Private		*Default:* [description = The calculated resting left ventricular ejection fraction (LVEF), as either a percentage value or the midpoint value when a range is reported.]
leftVentricleSizeCode String Private		*Default:* [description = Qualitative estimate of the chamber size of the left ventricle.] [CADSR Local Value Domain = LeftVentricleSizeCode]

Attribute	Notes	Constraints and tags
mitralValveRegurgitationCode String Private		*Default:* [description = Severity of regurgitation through the mitral valve.] [CADSR Local Value Domain = MitralValveRegurgitationCode]

MedicalHistory

Type: **Class**
Status: Proposed. Version 1.0. Phase 1.0.
Package: Logical Model *Keywords:*
Detail: *Created on 7/3/2007. Last modified on 5/27/2009.*
GUID: {084FA921-DF76-4e7d-944D-E9ED2FEB7461}

Custom Properties

- isActive = False

Tagged Values

- documentation = A record of the medical events involving the patient that occurred prior to this encounter. These events may be reported by the patient or come from past medical records..

Connections

Connector	Source	Target	Notes
Association Bi-Directional	Public patient Patient	Public medicalHistory MedicalHistory	

Attributes

Attribute	Notes	Constraints and tags
anginaPectorisIndicator boolean Private		*Default:* [description = Indicator of whether the patient has ever had an episode of angina pectoris.]

Attribute	Notes	Constraints and tags
atrialArrhythmiaIndicator Boolean Private	The type was split from the indicator attribute in the ACS values. Can be implemented as checking one of the types and a No value... or No is inferred if no type is selected.	*Default:* [description = Indicator for the current or previous history of atrial arrhythmia.]
atrialArrhythmiaType String Private	The type was split from the indicator attribute in the ACS values.	*Default:* [description = The assessed type of atrial arrhythmia of the patient.]
cardiogenicShockIndicator boolean Private		*Default:* [description = Indicator of whether the patient has ever been in cardiogenic shock.]
cerebrovascularDseaseIndicator boolean Private	Previous history of cerebrovascular disease, defined as any 1 of the following: • Cerebrovascular accident (CVA): loss of neurological function abrupt in onset with residual symptoms at least 24 h after onset, presumed to be of a vascular etiology • Transient ischemic attack (TIA): loss of neurological function abrupt in onset, with complete return of function within 24 h, presumed to be due to vascular etiology. • Noninvasive or invasive carotid imaging test demonstrating greater than or equal to 50% stenosis of any of the major vessels to the brain • Previous carotid artery surgery or percutaneous carotid intervention for carotid artery stenosis. This does not include chronic (non-vascular) neurological diseases or other acute neurological insults such as metabolic and anoxic ischemic encephalopathy.	*Default:* [description = Previous history of cerebrovascular disease.]

Attribute	Notes	Constraints and tags
chronicKidneyDiseaseStage String Private	Chronic kidney disease is de?ned as either kidney damage or GFR less than 60 ml/min/1.73 m2 for greater than or equal to 3 months. Kidney damage is de?ned as pathologic abnormalities or markers of damage, including abnormalities in blood or urine tests or imaging studies. (ACS 2009 definition)	*Default:* [description = Current or previous history of chronic kidney disease, captured as patient's current stage of disease.] [CADSR Local Value Domain = KidneyDiseaseStageCode]
coronaryArterDiseaseIndicator boolean Private	(From ACS 2009 definitions.) Documented history of any of the following: • Documented coronary artery stenosis greater than or equal to 50% (by cardiac catheterization or other modality of direct imaging of the coronary arteries) • Previous coronary artery bypass surgery (CABG) • Previous percutaneous coronary intervention (PCI) • Previous myocardial infarction	*Default:* [description = Indicator of whether the patient has been diagnosed with coronary artery disease prior to this encounter.]
dateRecorded Date Private		*Default:* [description = Date that medical history was recorded.]
depressionIndicator Boolean Private		*Default:* [description = Current or previous diagnosis of depression, or documentation of a depressed mood or affect.]
diabetesIndicatorCode String Private		*Default:* [description = Current or previous diagnosis of diabetes mellitus, regardless of duration of disease or need for antidiabetic agents; or a fasting blood sugar greater than 7 mmol/l or 126 mg/dl. This does not include gestational diabetes.] [CADSR Local Value Domain = DiabetesIndicatorCode]

Attribute	Notes	Constraints and tags
dialysisIndicator Boolean Private		*Default:* [description = Requirement for dialysis treatment, including hemodialysis and peritoneal dialysis.]
dyslipidemiaIndicator Boolean Private	Dyslipidemia defined as any 1 of the following: • Total cholesterol greater than 200 mg/dl (5.18 mmol/l) • Low-density lipoprotein (LDL) greater than or equal to 130 mg/dl (3.37 mmol/l) • High-density lipoprotein (HDL) less than 40 mg/dl (1.04 mmol/l) in men and less than 50 mg/dl (1.30 mmol/l) in women	*Default:* [description = Current or previous diagnosis of dyslipidemia per the National Cholesterol Education Program.]
firstAnginaPectorisEpisode Date Private		*Default:* [description = Date of first ever episode of angina pectoris.]
firstHeartFailureDate Date Private		*Default:* [description = Date of first ever heart failure.]
firstStableAnginaEpisode Date Private		*Default:* [description = Date of first ever episode of stable angina pectoris.]
firstUnstableAnginaEpisode Date Private		*Default:* [description = Date of first ever episode of unstable angina pectoris.]

Attribute	Notes	Constraints and tags
firstVariantAnginaEpisode Date Private		*Default:* [description = Date of first ever episode of variant angina pectoris.]
heartFailureIndicator boolean Private		*Default:* [description = Indicator of whether the patient has ever been diagnosed with heart failure.]
hypertensionIndicator Boolean Private	Hypertension is de?ned as any 1 of the following: • History of hypertension diagnosed and treated with medication, diet, and/or exercise • On at least 2 separate occasions, documented blood pressure greater than 140 mm Hg systolic and/or 90 mm Hg diastolic in patients without diabetes or chronic kidney disease, or blood pressure greater than 130 mm Hg systolic or 80 mm Hg diastolic in patients with diabetes or chronic kidney disease • Currently on pharmacological therapy for the treatment of hypertension.	*Default:* [description = Current or previous diagnosis of hypertension.]
id long Private		*Default:* [description = Identification tag of MedicalHistory class.]
mostRecentAnginaPectorisEpisode Date Private		*Default:* [description = Date of most recent episode of angina pectoris.]
mostRecentStableAnginaEpisode Date Private		*Default:* [description = Date of most recent episode of stable angina pectoris.]

Attribute	Notes	Constraints and tags
mostRecentUnstableAnginaEpisode Date Private		*Default:* [description = Date of most recent episode of unstable angina pectoris.]
mostRecentVariantAnginaEpisode Date Private		*Default:* [description = Date of most recent episode of variant angina pectoris.]
myocardialInfarctionIndicator Boolean Private		*Default:* [description = Documented history of previous myocardial infarction (MI), typically with objective evidence via positive biomarkers of myocardial necrosis.]
peripheralArterialDiseaseIndicator boolean Private		*Default:* [description = Current or previous history of peripheral arterial disease, including upper and lower extremity, renal, mesenteric, and aortic; but excluding cerebrovascular arterial disease]
resuscitatedCardiacArrestDate Date Private		*Default:* [description = Date that resuscitated cardiac arrest occurred.] [description ACS = Date of documented resuscitated cardiac arrest.]
resuscitatedCardiacArrestIndicator boolean Private	[Sudden] cardiac arrest is the sudden cessation of cardiac activity so that the victim becomes unresponsive, with no normal breathing and no signs of circulation. If corrective measures are not taken rapidly, this condition progresses to sudden death. Cardiac arrest should be used to signify an event as described above, that is reversed, usually by CPR and/or defibrillation or cardioversion, or cardiac pacing. Sudden cardiac death should not be used to describe events that are not fatal. (ACS)	*Default:* [description = Indicator of whether the patient has ever experienced resuscitated cardiac arrest.]

Attribute	Notes	Constraints and tags
stableAnginaIndicator boolean Private		*Default:* [description = Indicator of whether the patient has ever had an episode of stable angina.]
tobaccoUseCode int Private		*Default:* [description = Current or previous use of any tobacco product, including cigarettes, cigars, pipes, and chewing tobacco.] [CADSR Local Value Domain = tobaccoUseCode]
unstableAnginaIndicator boolean Private		*Default:* [description = Indicator of whether the patient has ever had an episode of unstable angina.]
variantAnginaIndicator boolean Private		*Default:* [description = Indicator of whether the patient has ever had an episode of variant angina.]
ventricularArrhythmiaIndicator Boolean Private	The type was split from the indicator attribute in the ACS values. Can be implemented as checking one of the types and a No value... or No is inferred if no type is selected.	*Default:* [description = Indicator for the current or previous history of ventricular arrhythmia.]
ventricularArrhythmiaType String Private	The type was split from the indicator attribute in the ACS values.	*Default:* [description = The assessed type of ventricular arrhythmia of the patient.]

Attribute	Notes	Constraints and tags
venusThromboembolism boolean Private		*Default:* [description = Current or previous history of deep venous thrombosis or pulmonary ebolism.]
mostRecentMyocardialInfarction Date Private		*Default:* [description = Date of documented myocardial infarction. Indicate the date of the most recent MI if there is a history of more than one. Date (minimum data is year)]

MedicationUsage

Type: **Class**
Status: Proposed. Version 1.0. Phase 1.0.
Package: Logical Model *Keywords:*
Detail: *Created on 5/19/2009. Last modified on 5/27/2009.*
GUID: {10BF082B-D56C-489f-BDAB-B0783811B4E0}

Custom Properties

- isActive = False

Tagged Values

- description = This class is meant to capture whether or not the patient is currently on the pharmcaologic therapy or if the pharmacologic therapy was perscribed during the present encounter..

Connections

Connector	Source	Target	Notes
Association Bi-Directional	Public prescribedAtEncounter Encounter	Public medicationCollection MedicationUsage	
Association Bi-Directional	Public patient Patient	Public medicationCollection MedicationUsage	

Attributes

Attribute	Notes	Constraints and tags
alphaBlockerIndicator Boolean Private		*Default:*
angiotensinConvertingEnzymeInhibitorIndicator Boolean Private		*Default:*
angiotensinReceptorBlockerIndicator Boolean Private		*Default:*
aspirinIndicator Boolean Private		*Default:*
betaBlockerIndicator Boolean Private		*Default:*
calciumChannelBlockerIndicator Boolean Private		*Default:*

Attribute	Notes	Constraints and tags
cyclo-oxygenase2InhibitorIndicator Boolean Private		*Default:*
diureticIndicator Boolean Private		*Default:*
id long Private	Does not include topical or inhaled steroid therapy.	*Default:*
insulinIndicator Boolean Private		*Default:*
nitrateIndicator Boolean Private		*Default:*
non-insulinHypoglycemicIndicator Boolean Private		*Default:*

Attribute	Notes	Constraints and tags
non-StatinDyslipidemicIndicator Boolean Private		*Default:*
non-steroidalAnti-inflammatoryIndicator Boolean Private		*Default:*
statinIndicator Boolean Private		*Default:*
systematicSteroidIndicator Boolean Private	Does not include topical or inhaled steroid therapy.	*Default:*
therapyStatusCode String Private		*Default:* [description = Indicates whether a patient is currently on the pharmacologic therapy or if the pharmacologic therapy was prescribed during the present encounter.] [CADSR Local Value Domain = MedicationTherapyStatusCode]
thienopyridineIndicator Boolean Private		*Default:*

Attribute	Notes	Constraints and tags
warfarinIndicator Boolean Private		*Default:*

Patient

Type: **Class**
Status: Proposed. Version 1.0. Phase 1.0.
Package: Logical Model *Keywords:*
Detail: *Created on 7/3/2007. Last modified on 7/17/2007.*
GUID: {E6282D07-8E67-46b2-AC80-057AADF77164}

Custom Properties

- isActive = False

Tagged Values

- documentation = A person who receives medical attention, care, or treatment, or who is registered with medical professional or institutions with the purpose to receive medical care when necessary. .

Connections

Connector	Source	Target	Notes
Association Bi-Directional	Public patient Patient	Public medicalHistory MedicalHistory	
Association Bi-Directional	Public registrationAsPatientCollection RegistrationAsPatient	Public patient Patient	
Association Bi-Directional	Public patient Patient	Public medicationCollection MedicationUsage	
Association Bi-Directional	Public patient Patient	Public familyHistoryCollection FamilyHistory	

Attributes

Attribute	Notes	Constraints and tags
causeOfDeathCode String Private		*Default:* [description = Describes the primary reason as to why the patient died.]
dateOfBirth Date Private		*Default:* [description = Patient date of birth.]
dateOfDeath Date Private		*Default:* [description = The date of the patient's death if the patient is no longer living.]
deathIndicator boolean Private		*Default:* [description = Indicator of whether the patient has died.]
emailAddress String Private		*Default:* [description = An address to be used for sending email to the patient.]
ethnicityCode String Private	The patient's self declared ethnic origination, independent of racial origination, based on OMB approved categories.	*Default:* [description = The patient's self declared ethnic origination, independent of racial origination, based on OMB approved categories.]

Attribute	Notes	Constraints and tags
genderCode String Private	The totality of characteristics of reproductive structure, functions, phenotype, and genotype, differentiating the male from the female organism.	*Default:* [description = The totality of characteristics of reproductive structure, functions, phenotype, and genotype, differentiating the male from the female organism.]
id long Private		*Default:* [description = Identification tag of the Patient class.]
name String Private		*Default:* [description = The patient's full name.]
postalAddress String Private		*Default:* [description = An address for sending mail to the patient.]
raceCode String Private		*Default:* [description = The race of a patient. The text for reporting information about race based on the Office of Management and Budget (OMB) categories. (caDSR CDE Public ID: 2192199 version 1.0)]
socialInsuranceNumber String Private		*Default:* [description = The identifier used to indicate the person for social security purposes. It is used to identify the person across registrations with different institutions. In the United States, the identifier is known as the Social Security Number (SSN).]

Attribute	Notes	Constraints and tags
telephoneNumber String Private		*Default:* [description = A number where the patient can be called by telephone.]

PhysicalExam

Type: **Class**
Status: Proposed. Version 1.0. Phase 1.0.
Package: Logical Model *Keywords:*
Detail: *Created on 7/3/2007. Last modified on 5/27/2009.*
GUID: {B56F5C97-515B-4544-AB1E-08714D9025E5}

Custom Properties

- isActive = False

Tagged Values

- documentation = Holds the results of a physical exam performed during the associated encounter..

Connections

Connector	Source	Target	Notes
Association Bi-Directional	Public encounter Encounter	Public physicalExamCollectio n PhysicalExam	

Attributes

Attribute	Notes	Constraints and tags
anginaPectorisOnset DateTime Private		*Default:* [description = Date and time of angina pectoris episode that led the patient to seek medical attention.]

Attribute	Notes	Constraints and tags
anginaPectorisRequiringMedicalAttentionIndicator boolean Private		*Default:* [description = Indicates whether the patient sought medical attention because of an angina pectoris episode.]
anginaPectorisTypeCode String Private	Angina definition: Chest pain, other discomfort, dyspnea, or other sign or symptom possibly, probably, or definitely consistent with myocardial ischemia or infarction.	*Default:* [CADSR Local Value Domain = AnginaTypeCode] [description = Describes the type of angina pectoris experienced by the patient.]
canadianCardiovascularSocietyGradingScale String Private		*Default:* [CADSR Local Value Domain = CCSScaleCode] [description = The assessed Canadian Cardiovascular Society Grade of the patient.]
heartFailure String Private	To be defined by ACC.	*Default:*
id long Private		*Default:* [description = Identification tag for the PhysicalExam class.]
killipClass String Private	In patients presenting with an acute ST elevation myocardial infarction, physical exam findings at the initial evaluation:	*Default:* [CADSR Local Value Domain = KillipClassCode] [description = The assessed Killip class of the patient.]

Attribute	Notes	Constraints and tags
newYorkHeartAssociationClass String Private		*Default:* [CADSR Local Value Domain = NewYorkHeartAssociationClassCode] [description = The assessed New York Heart Associate Class of the patient.]

PositronEmissionTomography

Type: **Class** **CardiacDiagnosticProcedure**
Status: Proposed. Version 1.0. Phase 1.0.
Package: Logical Model *Keywords:*
Detail: *Created on 5/13/2009. Last modified on 8/11/2009.*
GUID: {AD81D8AF-4EBC-406f-BE3C-0CEFF88663AE}

Custom Properties

- isActive = False

Connections

Connector	Source	Target	Notes
Generalization Source -> Destination	Public PositronEmissionTomography	Public CardiacDiagnosticProcedure	
Association Source -> Destination	Public PositronEmissionTomographyFinding	Public PositronEmissionTomography	
Generalization Source -> Destination	Public PositronEmissionTomography	Public CardiacDiagnosticProcedure	

PositronEmissionTomographyFinding

Type: **Class**
Status: Proposed. Version 1.0. Phase 1.0.
Package: Logical Model *Keywords:*
Detail: *Created on 8/10/2009. Last modified on 8/10/2009.*
GUID: {B57C0C28-20B0-4581-ACDA-1E22A6B0F232}

Custom Properties

- isActive = False

Connections

Connector	Source	Target	Notes
Association Source -> Destination	Public PositronEmissionTomographyFinding	Public PositronEmissionTomography	

Attributes

Attribute	Notes	Constraints and tags
ejectionFractionScore String Private		*Default:* [description = The estimated resting left ventricular ejection fraction (LVEF), as a qualitative score.] [CADSR Local Value Domain = EjectionFractionScoreCode]
ejectionFractionValue Float Private		*Default:* [description = The calculated resting left ventricular ejection fraction (LVEF), as either a percentage value or the midpoint value when a range is reported.]
leftVentricleSizeCode String Private		*Default:* [description = Qualitative estimate of the chamber size of the left ventricle.] [CADSR Local Value Domain = LeftVentricleSizeCode]

Procedure

Type: **Class**
Status: Proposed. Version 1.0. Phase 1.0.
Package: Logical Model *Keywords:*
Detail: *Created on 5/12/2009. Last modified on 5/12/2009.*
GUID: {45CB56DE-FE19-46a6-9FDF-9E545EA97668}

Custom Properties

- isActive = False

Connections

Connector	Source	Target	Notes
Association Bi-Directional	Public procedure Procedure	Public device Device	
Generalization Source -> Destination	Public CardiacTherapeuticProcedure	Public Procedure	
Generalization Source -> Destination	Public CardiacDiagnosticProcedure	Public Procedure	
Association Bi-Directional	Public encounter Encounter	Public procedureCollection Procedure	

Attributes

Attribute	Notes	Constraints and tags
date Date Private		*Default:* [description = Date of procedure.]
id Long Private		*Default:*

ProviderOrganization

Type: **Class**
Status: Proposed. Version 1.0. Phase 1.0.
Package: Logical Model *Keywords:*
Detail: *Created on 7/3/2007. Last modified on 5/27/2009.*
GUID: {05C6D494-5FD4-4d8a-9F9A-3461EDAA1D57}

Custom Properties

- isActive = False

Tagged Values

- documentation = An organization, such as a community health center, a physician's office, an urgent care facility, which provides diagnostic or treatment services..

Connections

Connector	Source	Target	Notes
Association Bi-Directional	Public providerOrganization ProviderOrganization	Public registrationAsPatientCollection RegistrationAsPatient	

Attributes

Attribute	Notes	Constraints and tags
id long Private		*Default:* [description = Identification tag of the ProviderOrganization class.]
name String Private		*Default:* [description = The name of the provider organization.]

RadionuclideAngiography

Type: **Class** **CardiacDiagnosticProcedure**
Status: Proposed. Version 1.0. Phase 1.0.
Package: Logical Model *Keywords:*
Detail: *Created on 8/11/2009. Last modified on 8/11/2009.*
GUID: {5345C4CF-873C-4984-9714-97F113CF1CFB}

Custom Properties

- isActive = False

Connections

Connector	Source	Target	Notes
Generalization Source -> Destination	Public RadionuclideAngiography	Public CardiacDiagnosticProcedure	
Association Source -> Destination	Public RadionuclideAngiographyFinding	Public RadionuclideAngiography	

RadionuclideAngiographyFinding

Type: **Class**
Status: Proposed. Version 1.0. Phase 1.0.
Package: Logical Model *Keywords:*
Detail: *Created on 8/11/2009. Last modified on 8/11/2009.*
GUID: {0E21480D-EDFB-4d5b-AAFA-8CCC68E1B89D}

Custom Properties

- isActive = False

Connections

Connector	Source	Target	Notes
Association Source -> Destination	Public RadionuclideAngiographyFinding	Public RadionuclideAngiography	

Attributes

Attribute	Notes	Constraints and tags
ejectionFractionScore String Private		*Default:* [description = The estimated resting left ventricular ejection fraction (LVEF), as a qualitative score.] [CADSR Local Value Domain = EjectionFractionScoreCode]

Attribute	Notes	Constraints and tags
ejectionFractionValue Float Private		*Default:* [description = The calculated resting left ventricular ejection fraction (LVEF), as either a percentage value or the midpoint value when a range is reported.]
leftVentricleSizeCode String Private		*Default:* [description = Qualitative estimate of the chamber size of the left ventricle.] [CADSR Local Value Domain = LeftVentricleSizeCode]

RegistrationAsPatient

Type: **Class**
Status: Proposed. Version 1.0. Phase 1.0.
Package: Logical Model *Keywords:*
Detail: *Created on 7/3/2007. Last modified on 5/27/2009.*
GUID: {EC6D781A-45ED-4cc8-9D77-796A89961546}

Custom Properties

- isActive = False

Tagged Values

- documentation = Record of a person's establishment as a patient with a provider. The person will receive a unique patient identifier or medical record number once registered. This ID is used to track the patient across potential multiple encounters with the provider..

Connections

Connector	Source	Target	Notes
Association Bi-Directional	Public providerOrganization ProviderOrganization	Public registrationAsPatientCollection RegistrationAsPatient	
Association Bi-Directional	Public registrationAsPatient RegistrationAsPatient	Public encounterCollection Encounter	
Association	Public	Public patient	

Connector	Source	Target	Notes
Bi-Directional	registrationAsPatientCollection RegistrationAsPatient	Patient	

Attributes

Attribute	Notes	Constraints and tags
evaluationReasonCode String Private		*Default:* [description = An indication of the reason for evaluating this patient.]
id long Private		*Default:* [description = Identification tag of the RegistrationAsPatient Class.]
uniqueID String Private		*Default:* [description = An identifier assigned to the patient which is intended to uniquely identify them across all encounters with the provider organization.]

RightHeartCatheterization

Type: **Class** **CardiacDiagnosticProcedure**
Status: Proposed. Version 1.0. Phase 1.0.
Package: Logical Model *Keywords:*
Detail: *Created on 5/13/2009. Last modified on 8/11/2009.*
GUID: {7B997D26-CA72-44fb-B9E8-E26AFB1B1DED}

Custom Properties

- isActive = False

Connections

Connector	Source	Target	Notes

Connector	Source	Target	Notes
Generalization Source -> Destination	Public RightHeartCatheterization	Public CardiacDiagnosticProcedure	

SPECTFinding

Type: **Class**
Status: Proposed. Version 1.0. Phase 1.0.
Package: Logical Model *Keywords:*
Detail: *Created on 8/11/2009. Last modified on 8/11/2009.*
GUID: {C8DD8FA8-1A9A-478f-8BCE-E1C14385020E}

Custom Properties

- isActive = False

Connections

Connector	Source	Target	Notes
Association Source -> Destination	Public SPECTFinding	Public Single-PhotonEmissionComputedTomography	

Attributes

Attribute	Notes	Constraints and tags
ejectionFractionScore String Private		*Default:* [description = The estimated resting left ventricular ejection fraction (LVEF), as a qualitative score.] [CADSR Local Value Domain = EjectionFractionScoreCode]
ejectionFractionValue Float Private		*Default:* [description = The calculated resting left ventricular ejection fraction (LVEF), as either a percentage value or the midpoint value when a range is reported.]

Attribute	Notes	Constraints and tags
leftVentricleSizeCode String Private		*Default:* [description = Qualitative estimate of the chamber size of the left ventricle.] [CADSR Local Value Domain = LeftVentricleSizeCode]

Single-PhotonEmissionComputedTomography

Type: **Class** **CardiacDiagnosticProcedure**
Status: Proposed. Version 1.0. Phase 1.0.
Package: Logical Model *Keywords:*
Detail: *Created on 8/11/2009. Last modified on 8/11/2009.*
GUID: {2AAC177D-A0FF-4f69-AA95-E7A64BBB9E5E}

Custom Properties

- isActive = False

Connections

Connector	Source	Target	Notes
Association Source -> Destination	Public SPECTFinding	Public Single-PhotonEmissionComputedTomography	
Generalization Source -> Destination	Public Single-PhotonEmissionComputedTomography	Public CardiacDiagnosticProcedure	

StressCMR

Type: **Class** **CardiacDiagnosticProcedure**
Status: Proposed. Version 1.0. Phase 1.0.
Package: Logical Model *Keywords:*
Detail: *Created on 5/13/2009. Last modified on 8/11/2009.*
GUID: {CF76E342-F9C4-467b-906A-9E657044116F}

Custom Properties

Custom Properties

- isActive = False

Connections

Connector	Source	Target	Notes
Generalization Source -> Destination	Public StressCMR	Public CardiacDiagnosticProcedure	
Association Source -> Destination	Public StressCMRFinding	Public StressCMR	

StressCMRFinding

Type: **Class**
Status: Proposed. Version 1.0. Phase 1.0.
Package: Logical Model *Keywords:*
Detail: *Created on 8/11/2009. Last modified on 8/11/2009.*
GUID: {58B687C5-AB83-447c-8976-57F04DFD3743}

Custom Properties

- isActive = False

Connections

Connector	Source	Target	Notes
Association Source -> Destination	Public StressCMRFinding	Public StressCMR	

Attributes

Attribute	Notes	Constraints and tags
ischemicSegmentNumberCode int Private		*Default:* [description = Number of major epicardial vessels, and major branches of the epicardial vessels, with 70% or greater luminal obstruction.] [CADSR Local Value Domain = IschemicSegementCode]

StressECG

Type: **Class** **CardiacDiagnosticProcedure**
Status: Proposed. Version 1.0. Phase 1.0.
Package: Logical Model *Keywords:*
Detail: *Created on 5/13/2009. Last modified on 8/11/2009.*
GUID: {42E8752C-6DFC-41ce-9E70-F8F8AA63B0F0}

Custom Properties

- isActive = False

Connections

Connector	Source	Target	Notes
Generalization Source -> Destination	Public StressECG	Public CardiacDiagnosticProcedure	

StressPET

Type: **Class** **CardiacDiagnosticProcedure**
Status: Proposed. Version 1.0. Phase 1.0.
Package: Logical Model *Keywords:*
Detail: *Created on 5/13/2009. Last modified on 8/11/2009.*
GUID: {B58302AD-8784-4197-B4A7-6C47FF7498AD}

Custom Properties

- isActive = False

Connections

Connector	Source	Target	Notes
Generalization Source -> Destination	Public StressPET	Public CardiacDiagnosticProcedure	
Association Source -> Destination	Public StressPETFinding	Public StressPET	

StressPETFinding

Type: **Class**
Status: Proposed. Version 1.0. Phase 1.0.
Package: Logical Model *Keywords:*
Detail: *Created on 8/11/2009. Last modified on 8/11/2009.*
GUID: {2E7FD4CA-C3A4-40cb-95DE-50643E928B41}

Custom Properties

- isActive = False

Connections

Connector	Source	Target	Notes
Association Source -> Destination	Public StressPETFinding	Public StressPET	

Attributes

Attribute	Notes	Constraints and tags
ischemicSegmentNumber **Code** int Private		*Default:* [description = Number of major epicardial vessels, and major branches of the epicardial vessels, with 70% or greater luminal obstruction.] [CADSR Local Value Domain = IschemicSegementCode]

StressSPECT

Type: **Class** **CardiacDiagnosticProcedure**
Status: Proposed. Version 1.0. Phase 1.0.
Package: Logical Model *Keywords:*
Detail: *Created on 8/11/2009. Last modified on 8/11/2009.*
GUID: {3CF50116-48CC-442c-A40A-ACC4BE055EDA}

Custom Properties

- isActive = False

Connections

Connector	Source	Target	Notes

Connector	Source	Target	Notes
Association Source -> Destination	Public StressSPECTFinding	Public StressSPECT	
Generalization Source -> Destination	Public StressSPECT	Public CardiacDiagnosticProcedure	

StressSPECTFinding

Type: **Class**
Status: Proposed. Version 1.0. Phase 1.0.
Package: Logical Model *Keywords:*
Detail: *Created on 8/11/2009. Last modified on 8/11/2009.*
GUID: {17440045-038A-438a-8FF1-AC6463B9B71D}

Custom Properties

- isActive = False

Connections

Connector	Source	Target	Notes
Association Source -> Destination	Public StressSPECTFinding	Public StressSPECT	

Attributes

Attribute	Notes	Constraints and tags
ischemicSegmentNumberCode int Private		*Default:* [description = Number of major epicardial vessels, and major branches of the epicardial vessels, with 70% or greater luminal obstruction.] [CADSR Local Value Domain = IschemicSegementCode]

StressTTE

Type: **Class** **CardiacDiagnosticProcedure**
Status: Proposed. Version 1.0. Phase 1.0.
Package: Logical Model *Keywords:*
Detail: *Created on 5/13/2009. Last modified on 8/11/2009.*

GUID: {AA218786-05DD-4de6-A25B-0DB431EC6A53}

Custom Properties

- isActive = False

Connections

Connector	Source	Target	Notes
Generalization Source -> Destination	Public StressTTE	Public CardiacDiagnosticProcedure	
Association Source -> Destination	Public StressTTEFinding	Public StressTTE	

StressTTEFinding

Type: **Class**
Status: Proposed. Version 1.0. Phase 1.0.
Package: Logical Model *Keywords:*
Detail: *Created on 8/11/2009. Last modified on 8/11/2009.*
GUID: {5BE7D3D7-6E11-4c7e-AEF1-CE72B7406179}

Custom Properties

- isActive = False

Connections

Connector	Source	Target	Notes
Association Source -> Destination	Public StressTTEFinding	Public StressTTE	

Attributes

Attribute	Notes	Constraints and tags

Attribute	Notes	Constraints and tags
ischemicSegmentNumberCode int Private		*Default:* [description = Number of major epicardial vessels, and major branches of the epicardial vessels, with 70% or greater luminal obstruction.] [CADSR Local Value Domain = IschemicSegementCode]

ThoracicAortography

Type: **Class** **CardiacDiagnosticProcedure**
Status: Proposed. Version 1.0. Phase 1.0.
Package: Logical Model *Keywords:*
Detail: *Created on 8/11/2009. Last modified on 8/11/2009.*
GUID: {9BE46BE4-FBC5-4983-8378-4684E07440F3}

Custom Properties

- isActive = False

Connections

Connector	Source	Target	Notes
Generalization Source -> Destination	Public ThoracicAortography	Public CardiacDiagnosticProcedure	
Association Source -> Destination	Public ThoracicAortographyFinding	Public ThoracicAortography	

ThoracicAortographyFinding

Type: **Class**
Status: Proposed. Version 1.0. Phase 1.0.
Package: Logical Model *Keywords:*
Detail: *Created on 8/11/2009. Last modified on 8/11/2009.*
GUID: {D4ED8CC6-4973-4c2a-9A54-59360DE8B71E}

Custom Properties

Custom Properties

- isActive = False

Connections

Connector	Source	Target	Notes
Association Source -> Destination	Public ThoracicAortographyFinding	Public ThoracicAortography	

Attributes

Attribute	Notes	Constraints and tags
aorticValveRegurgitationCode String Private		*Default:* [description = Severity of regurgitation through the aortic valve.] [CADSR Local Value Domain = AorticValveRegurgitationCode]

TransesophagealEchocardiography

Type: **Class** **CardiacDiagnosticProcedure**
Status: Proposed. Version 1.0. Phase 1.0.
Package: Logical Model *Keywords:*
Detail: *Created on 5/13/2009. Last modified on 8/11/2009.*
GUID: {D63C23BB-E089-446b-8AEB-CB369F889170}

Custom Properties

- isActive = False

Connections

Connector	Source	Target	Notes
Generalization Source -> Destination	Public TransesophagealEchocardiography	Public CardiacDiagnosticProcedure	
Association Destination -> Source	Public transesophagealEchoProcedure TransesophagealEchocardiography	Public transesophagealEchoFindingCollection TransesophagealEchocardiographyFinding	

TransesophagealEchocardiographyFinding

Type: **Class**
Status: Proposed. Version 1.0. Phase 1.0.
Package: Logical Model *Keywords:*
Detail: *Created on 5/22/2009. Last modified on 8/11/2009.*
GUID: {136A39D6-5890-44dd-B320-EE105CFCCA06}

Custom Properties

- isActive = False

Connections

Connector	Source	Target	Notes
Association Destination -> Source	Public transesophagealEchoProcedure TransesophagealEchocardiography	Public transesophagealEchoFindingCollection TransesophagealEchocardiographyFinding	

Attributes

Attribute	Notes	Constraints and tags
aorticValveRegurgitationCode String Private		*Default:* [description = Severity of regurgitation through the aortic valve.]
aorticValveStenosisCode String Private		*Default:* [description = Severity of stenosis of the aortic valve.]

Attribute	Notes	Constraints and tags
ejectionFractionScoreCode String Private		*Default:* [description = The estimated resting left ventricular ejection fraction (LVEF), as a qualitative score.] [CADSR Local Value Domain = ejectionFractionScoreCode]
ejectionFractionValue Float Private		*Default:* [description = The calculated resting left ventricular ejection fraction (LVEF), as either a percentage value or the midpoint value when a range is reported.]
leftAtriumSizeCode String Private		*Default:* [description = Qualitative estimate of the chamber size of the left atrium.]
leftAtriumSizeValue Float Private		*Default:* [description = Size of the left atrium, in cm.]
leftVentricleSizeES Float Private		*Default:* [description = Short axis measurement of the left ventricular chamber size at end-systole, in cm.]
leftVentricleSizeCode String Private		*Default:* [description = Qualitative estimate of the chamber size of the left ventricle.] [CADSR Local Value Domain = LeftVentricleSizeCode]

Attribute	Notes	Constraints and tags
leftVentricleSizeED Float Private		*Default:* [description = Short axis measurement of the left ventricular chamber size at end-diastole, in cm.]
mitralValveRegurgitationCode String Private		*Default:* [description = Severity of regurgitation through the mitral valve.] [CADSR Local Value Domain = MitralValveRegurgitationCode]
mitralValveStenosisCode String Private		*Default:* [description = Severity of stenosis of the mitral valve.] [CADSR Local Value Domain = MitralValveStenosisCode]

TransthoracicEcho

Type: **Class** **CardiacDiagnosticProcedure**
Status: Proposed. Version 1.0. Phase 1.0.
Package: Logical Model *Keywords:*
Detail: *Created on 5/12/2009. Last modified on 8/11/2009.*
GUID: {339D268F-F681-4f7f-8E22-1D8D3CDCA060}

Custom Properties

- isActive = False

Connections

Connector	Source	Target	Notes
Association Destination -> Source	Public transthoracicEchoProcedure TransthoracicEcho	Public transthoracicEchoFindingCollection TransthoracicEchoFinding	
Generalization Source -> Destination	Public TransthoracicEcho	Public CardiacDiagnosticProce	

Connector	Source	Target	Notes
		dure	

TransthoracicEchoFinding

Type: **Class**
Status: Proposed. Version 1.0. Phase 1.0.
Package: Logical Model *Keywords:*
Detail: *Created on 5/15/2009. Last modified on 8/11/2009.*
GUID: {D574907A-4685-4c87-8F0B-EF930A8E70DA}

Custom Properties

- isActive = False

Connections

Connector	Source	Target	Notes
Association Destination -> Source	Public transthoracicEchoProcedure TransthoracicEcho	Public transthoracicEchoFindingCollection TransthoracicEchoFinding	

Attributes

Attribute	Notes	Constraints and tags
aorticValveRegurgitationCode String Private		*Default:* [description = Severity of regurgitation through the aortic valve.]
aorticValveStenosisCode String Private		*Default:* [description = Severity of stenosis of the aortic valve.]

Attribute	Notes	Constraints and tags
ejectionFractionScoreCode String Private		*Default:* [description = The estimated resting left ventricular ejection fraction (LVEF), as a qualitative score.] [CADSR Local Value Domain = ejectionFractionScoreCode]
ejectionFractionValue Float Private		*Default:* [description = The calculated resting left ventricular ejection fraction (LVEF), as either a percentage value or the midpoint value when a range is reported.]
leftAtriumSizeCode String Private		*Default:* [description = Qualitative estimate of the chamber size of the left atrium.]
leftAtriumSizeValue Float Private		*Default:* [description = Size of the left atrium, in cm.]
leftVentricleSizeES Float Private		*Default:* [description = Short axis measurement of the left ventricular chamber size at end-systole, in cm.]
leftVentricleSizeED Float Private		*Default:* [description = Short axis measurement of the left ventricular chamber size at end-diastole, in cm.]

Attribute	Notes	Constraints and tags
mitralValveRegurgitationCode String Private		*Default:* [description = Severity of regurgitation through the mitral valve.]
mitralValveStenosisCode String Private		*Default:* [description = Severity of stenosis of the mitral valve.]
leftVentricleSizeCode String Private		*Default:* [description = Qualitative estimate of the chamber size of the left ventricle.] [CADSR Local Value Domain = LeftVentricleSizeCode]

VitalSign

Type: **Class**
Status: Proposed. Version 1.0. Phase 1.0.
Package: Logical Model *Keywords:*
Detail: *Created on 5/18/2009. Last modified on 5/27/2009.*
GUID: {9682C936-65E8-4cdf-ABBA-D26CA9A5187B}

Custom Properties

- isActive = False

Tagged Values

- description = Holds vital signs taken during the patient encounter.. Vital signs include such items as height, weight, blood pressure, pulse, etc.

Connections

Connector	Source	Target	Notes
Association Bi-Directional	Public encounter Encounter	Public vitalSignCollection VitalSign	

Connector	Source	Target	Notes

Attributes

Attribute	Notes	Constraints and tags
bodyMassIndex float Private	Obesity is defined as BMI greater than or equal to 30 kilograms per meter squared.	*Default:* [description = Calculated according to formula: weight (in kg) / height squared (in m).]
diastolicBloodPressure Float Private		*Default:* [description = Diastolic blood pressure in mm Hg.]
height Float Private	To be converted from English units if needed.	*Default:* [description = Height in cm.]
systolicBloodPressure Float Private		*Default:* [description = Systolic blood pressure in mm Hg.]
waistCircumference Float Private		*Default:* [description = Measured actual waist dimensions at the level of the umbilicus, in cm.]
weight Float Private	To be converted from English units if needed.	*Default:* [description = Measured actual weight in kg.]

Attribute	Notes	Constraints and tags
id Long Private		*Default:* [description = Identification tag of the Laboratory Result class.]

History

Type: **Package**
Status: Proposed. Version 1.0. Phase 1.0.
Package: Logical Model
Detail: *Created on 5/28/2009. Last modified on 5/28/2009*
GUID: {14D03A59-680E-4cd9-B87A-F43CFE00AF78}

History - *(Logical diagram)*
Created By: ch132 *on* 5/28/2009
Last Modified: 9/18/2009
Version: 1.0. *Locked:* False
GUID: {93021DA3-FA75-4c9d-B839-DCC3F6B3D573}

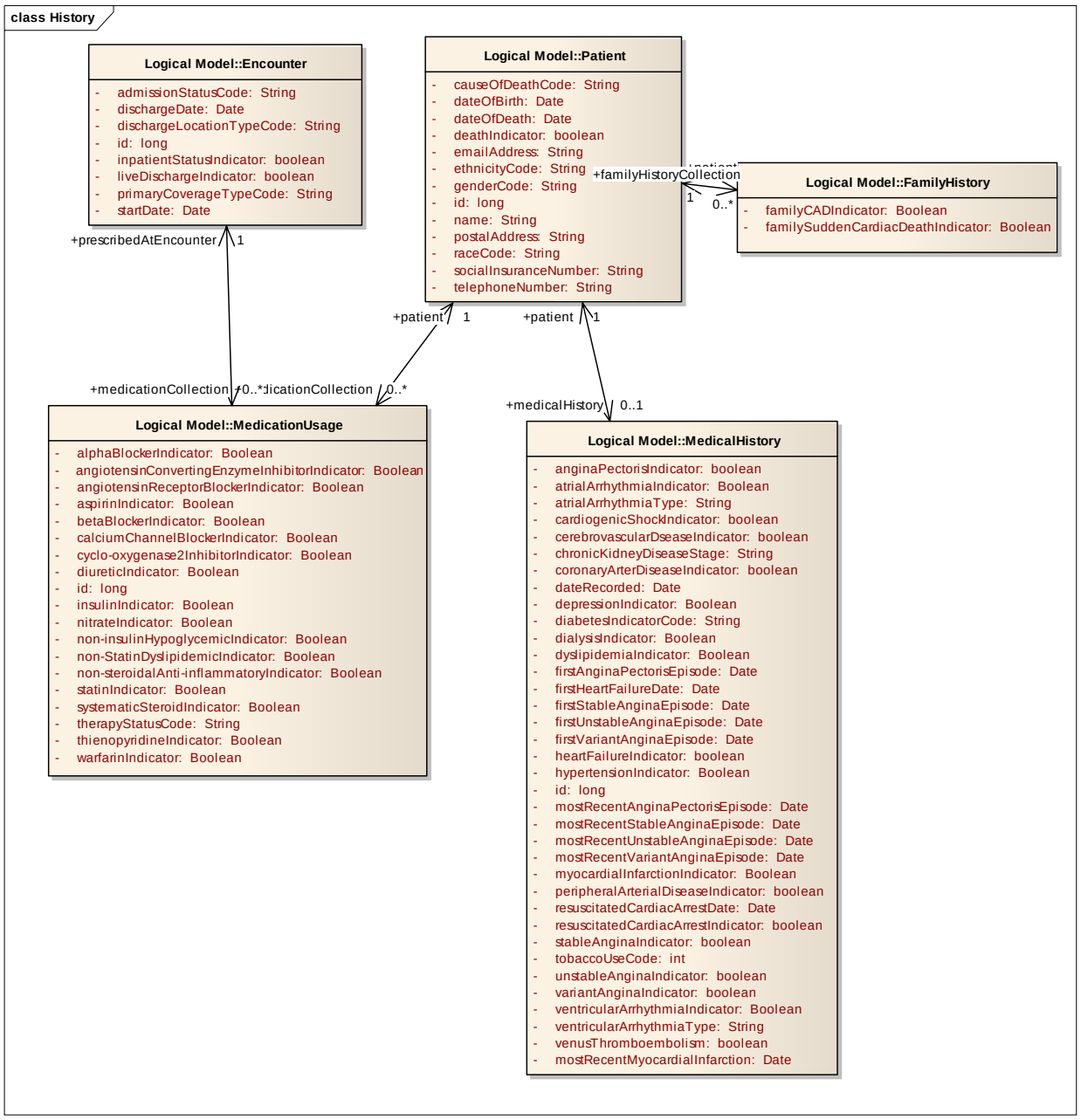

Figure: 2

Procedures

Type: **Package**
Status: Proposed. Version 1.0. Phase 1.0.
Package: Logical Model
Detail: *Created on 5/28/2009. Last modified on 5/28/2009*
GUID: {F5A7B241-43A0-4ec1-9F5C-5FCDC999CB41}

Procedures - *(Logical diagram)*

Created By: ch132 *on* 5/28/2009
Last Modified: 9/18/2009
Version: 1.0. *Locked:* False
GUID: {AECB6576-E7A9-4bcf-837A-8EC5546672B4}

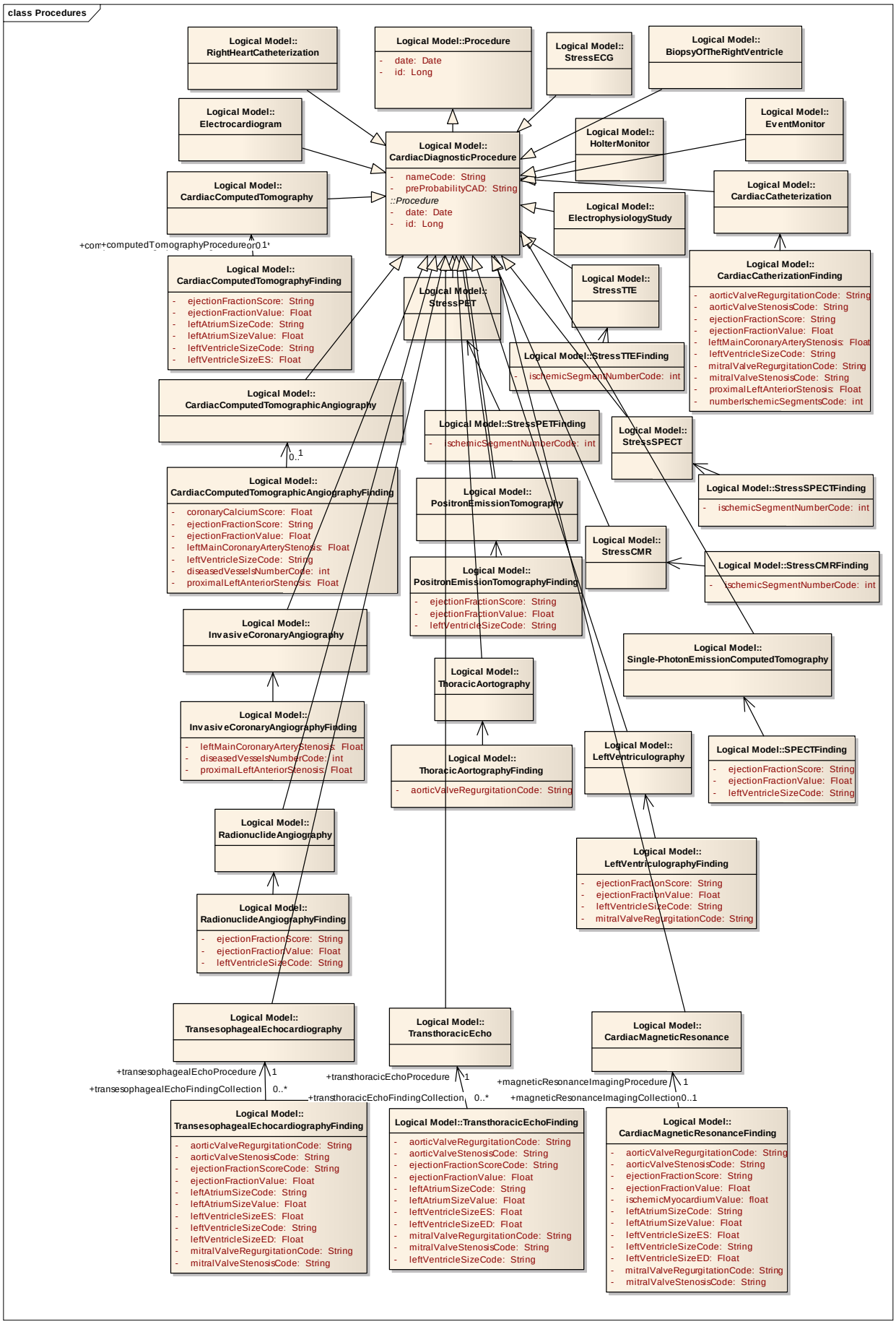
class Procedures
Logical Model:: RightHeartCatheterization
Logical Model::Procedure
- date: Date
- id: Long
Logical Model:: StressECG
Logical Model:: BiopsyOfTheRightVentricle
Logical Model:: Electrocardiogram
Logical Model:: HolterMonitor
Logical Model:: EventMonitor
Logical Model:: CardiacDiagnosticProcedure
- nameCode: String
- preProbabilityCAD: String
::Procedure
- date: Date
- id: Long
Logical Model:: CardiacComputedTomography
Logical Model:: CardiacCatheterization
Logical Model:: ElectrophysiologyStudy
+computedTomographyProcedure
0..1
Logical Model:: CardiacComputedTomographyFinding
- ejectionFractionScore: String
- ejectionFractionValue: Float
- leftAtriumSizeCode: String
- leftAtriumSizeValue: Float
- leftVentricleSizeCode: String
- leftVentricleSizeES: Float
Logical Model:: StressPET
Logical Model:: StressTTE
Logical Model::StressTTEFinding
- ischemicSegmentNumberCode: int
Logical Model:: CardiacCatherizationFinding
- aorticValveRegurgitationCode: String
- aorticValveStenosisCode: String
- ejectionFractionScore: String
- ejectionFractionValue: Float
- leftMainCoronaryArteryStenosis: Float
- leftVentricleSizeCode: String
- mitralValveRegurgitationCode: String
- mitralValveStenosisCode: String
- proximalLeftAnteriorStenosis: Float
- numberIschemicSegmentsCode: int
Logical Model:: CardiacComputedTomographicAngiography
Logical Model::StressPETFinding
- ischemicSegmentNumberCode: int
Logical Model:: StressSPECT
0..1
Logical Model:: CardiacComputedTomographicAngiographyFinding
- coronaryCalciumScore: Float
- ejectionFractionScore: String
- ejectionFractionValue: Float
- leftMainCoronaryArteryStenosis: Float
- leftVentricleSizeCode: String
- diseasedVesselsNumberCode: int
- proximalLeftAnteriorStenosis: Float
Logical Model:: PositronEmissionTomography
Logical Model::StressSPECTFinding
- ischemicSegmentNumberCode: int
Logical Model:: StressCMR
Logical Model:: PositronEmissionTomographyFinding
- ejectionFractionScore: String
- ejectionFractionValue: Float
- leftVentricleSizeCode: String
Logical Model::StressCMRFinding
- ischemicSegmentNumberCode: int
Logical Model:: InvasiveCoronaryAngiography
Logical Model:: Single-PhotonEmissionComputedTomography
Logical Model:: ThoracicAortography
Logical Model:: InvasiveCoronaryAngiographyFinding
- leftMainCoronaryArteryStenosis: Float
- diseasedVesselsNumberCode: int
- proximalLeftAnteriorStenosis: Float
Logical Model:: ThoracicAortographyFinding
- aorticValveRegurgitationCode: String
Logical Model:: LeftVentriculography
Logical Model::SPECTFinding
- ejectionFractionScore: String
- ejectionFractionValue: Float
- leftVentricleSizeCode: String
Logical Model:: RadionuclideAngiography
Logical Model:: LeftVentriculographyFinding
- ejectionFractionScore: String
- ejectionFractionValue: Float
- leftVentricleSizeCode: String
- mitralValveRegurgitationCode: String
Logical Model:: RadionuclideAngiographyFinding
- ejectionFractionScore: String
- ejectionFractionValue: Float
- leftVentricleSizeCode: String
Logical Model:: TransesophagealEchocardiography
Logical Model:: TransthoracicEcho
Logical Model:: CardiacMagneticResonance
+transesophagealEchoProcedure
1
+transesophagealEchoFindingCollection
0..*
+transthoracicEchoProcedure
1
+transthoracicEchoFindingCollection
0..*
+magneticResonanceImagingProcedure
1
+magneticResonanceImagingCollection
0..1
Logical Model:: TransesophagealEchocardiographyFinding
- aorticValveRegurgitationCode: String
- aorticValveStenosisCode: String
- ejectionFractionScoreCode: String
- ejectionFractionValue: Float
- leftAtriumSizeCode: String
- leftAtriumSizeValue: Float
- leftVentricleSizeES: Float
- leftVentricleSizeCode: String
- leftVentricleSizeED: Float
- mitralValveRegurgitationCode: String
- mitralValveStenosisCode: String
Logical Model::TransthoracicEchoFinding
- aorticValveRegurgitationCode: String
- aorticValveStenosisCode: String
- ejectionFractionScoreCode: String
- ejectionFractionValue: Float
- leftAtriumSizeCode: String
- leftAtriumSizeValue: Float
- leftVentricleSizeES: Float
- leftVentricleSizeED: Float
- mitralValveRegurgitationCode: String
- mitralValveStenosisCode: String
- leftVentricleSizeCode: String
Logical Model:: CardiacMagneticResonanceFinding
- aorticValveRegurgitationCode: String
- aorticValveStenosisCode: String
- ejectionFractionScore: String
- ejectionFractionValue: Float
- ischemicMyocardiumValue: float
- leftAtriumSizeCode: String
- leftAtriumSizeValue: Float
- leftVentricleSizeES: Float
- leftVentricleSizeCode: String
- leftVentricleSizeED: Float
- mitralValveRegurgitationCode: String
- mitralValveStenosisCode: String

Figure: 3

Value Domains

Type: **Package**
Status: Proposed. Version 1.0. Phase 1.0.
Package: Logical Model
Detail: *Created on 9/6/2007. Last modified on 9/6/2007*
GUID: {5D7710F7-6FC4-4275-98AA-BD6C986DDB3E}

Value Domains - *(Logical diagram)*
Created By: ch132 *on* 9/7/2007
Last Modified: 9/18/2009
Version: 1.0. *Locked:* False
GUID: {8526422E-881E-4a67-9C7E-7C343790BDCF}

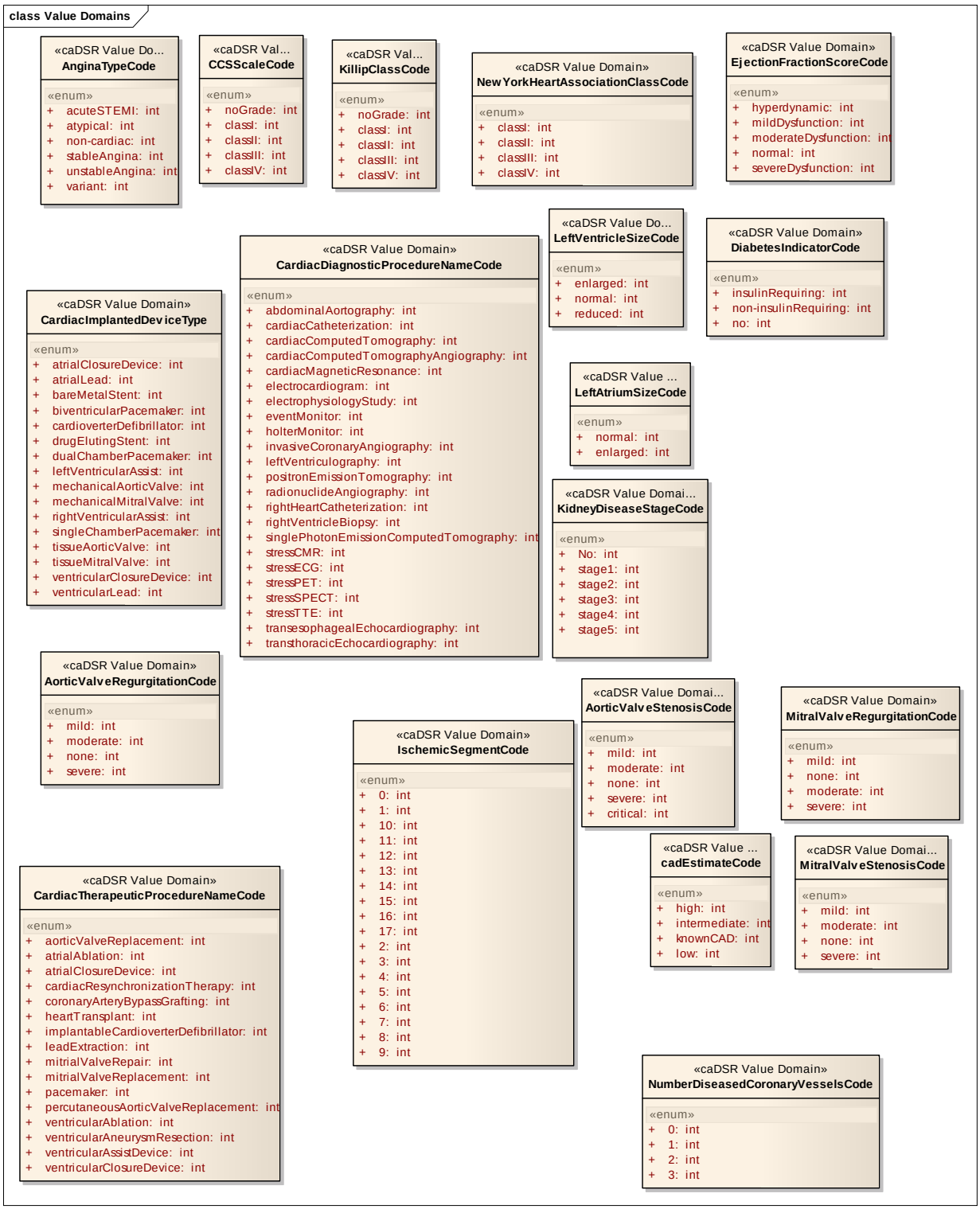

Figure: 4

AnginaTypeCode

Type: **Class**

Status: Proposed. Version 1.0. Phase 1.0.
Package: Value Domains *Keywords:*
Detail: *Created on 7/20/2007. Last modified on 5/27/2009.*
GUID: {375D8FEE-056D-4192-B6CA-966B2919F6E9}

Custom Properties

- isActive = False

Tagged Values

- CADSR_ConceptualDomainPublicID = .
- CADSR_ConceptualDomainVersion = 1.
- CADSR_ValueDomainDataType = int.
- CADSR_ValueDomainDefinition = Type of angina..
- CADSR_ValueDomainType = E.

Attributes

Attribute	Notes	Constraints and tags
acuteSTEMI int Public «enum»		*Default:* [description = Acute ST elevation myocardial infarction.]
atypical int Public «enum»		*Default:* [description = Signs / symptoms possibly consistent with myocardial ischemia, but not typical of classical angina pectoris (or anginal equivalent).]
non-cardiac int Public «enum»		*Default:* [description = Signs / symptoms inconsistent with myocardial ischemia.]

Attribute	Notes	Constraints and tags
stableAngina int Public «enum»		*Default:* [description = Angina pectoris (or anginal equivalent) without a recent change in frequency or pattern. Angina is relieved by rest and / or sublingual / transdermal medications.]
unstableAngina int Public «enum»		*Default:* [description = Angina with any of following: symptoms at rest and prolonged: usually greater than 20 minutes. new onset symptoms of CCS grade III or grade IV severity.] [description continuation = Recent acceleration of symptoms with an increase in severity of at least 1 CCS grade, to CCS grade III or grade IV severity.] [description continuation 2 = Symptoms associated with positive biomarkers for myocardial necrosis but without ST elevation on ECG.]
variant int Public «enum»	Also known as coronary vasospasm.	*Default:* [description = Angina pectoris (or anginal equivalent) that usually occurs spontaneously, and unlike typical angina, it nearly always occurs when a person is at rest and does not require physical exertion. It frequently is associated with transient ST-segment elevation.]

AorticValveRegurgitationCode

Type: **Class**
Status: Proposed. Version 1.0. Phase 1.0.
Package: Value Domains *Keywords:*
Detail: *Created on 5/19/2009. Last modified on 6/29/2009.*
GUID: {A1DFBE82-750A-4884-9DD0-8B0B465178B2}

Custom Properties

- isActive = False

Tagged Values

- description = ACC/AHA value list describing the severity of regurgitation through the aortic valve..

Attributes

Attribute	Notes	Constraints and tags
mild int Public «enum»		*Default:*
moderate int Public «enum»		*Default:*
none int Public «enum»		*Default:*
severe int Public «enum»		*Default:*

AorticValveStenosisCode

Type: **Class**
Status: Proposed. Version 1.0. Phase 1.0.
Package: Value Domains *Keywords:*
Detail: *Created on 5/18/2009. Last modified on 6/29/2009.*
GUID: {9D975626-0420-4c37-AAA1-39FCC13E78A5}

Custom Properties

- isActive = False

Attributes

Attribute	Notes	Constraints and tags
mild int Public «enum»		*Default:*
moderate int Public «enum»		*Default:*
none int Public «enum»		*Default:*
severe int Public «enum»		*Default:*
critical int Public «enum»		*Default:*

CCSScaleCode

Type: **Class**

Status: Proposed. Version 1.0. Phase 1.0.
Package: Value Domains *Keywords:*
Detail: *Created on 7/20/2007. Last modified on 5/27/2009.*
GUID: {3883EB14-44FA-4911-AF84-F0BC1F9AB2A4}

Custom Properties

- isActive = False

Tagged Values

- CADSR_ConceptualDomainPublicID = .
- CADSR_ConceptualDomainVersion = 1.
- CADSR_ValueDomainDatatype = int.
- CADSR_ValueDomainDefinition = The Canadian Cardiovascular Society Grading Scale for angina. .
- CADSR_ValueDomainType = E.

Attributes

Attribute	Notes	Constraints and tags
noGrade int Public «enum»		*Default:*
classI int Public «enum»		*Default:* [description = Ordinary physical activity, such as walking or climbing stairs, does not cause angina. Angina occurs with strenuous, rapid, or prolonged exertion at work or recreation.]
classII int Public «enum»		*Default:* [description = Slight limitation of ordinary activity. Angina occurs on walking or climbing stairs rapidly, walking uphill, walking or climbing stairs after meals, or in cold, in wind, or under emotional stress, or only during the few hours after awakening.] [description continuation = Angina occurs on walking more than 2

Attribute	Notes	Constraints and tags
		blocks on the level and climbing more than 1 flight of ordinary stairs at a normal pace and in normal conditions.]
classIII int Public «enum»		*Default:* [description = Marked limitations of ordinary physical activity. Angina occurs on walking 1 to 2 blocks on the level and climbing 1 flight of stairs in normal conditions and at a normal pace.]
classIV int Public «enum»		*Default:* [description = Inability to perform any physical activity without discomfort—anginal symptoms may be present at rest.]

CardiacDiagnosticProcedureNameCode

Type: **Class**
Status: Proposed. Version 1.0. Phase 1.0.
Package: Value Domains *Keywords:*
Detail: *Created on 5/13/2009. Last modified on 5/27/2009.*
GUID: {F04CB5E6-9D0C-4b14-BC8B-FC2BD20F3E59}

Custom Properties

- isActive = False

Attributes

Attribute	Notes	Constraints and tags

Attribute	Notes	Constraints and tags
abdominalAortography int Public «enum»		*Default:*
cardiacCatheterization int Public «enum»		*Default:*
cardiacComputedTomography int Public «enum»		*Default:*
cardiacComputedTomographyAngiography int Public «enum»		*Default:*
cardiacMagneticResonance int Public «enum»		*Default:*
electrocardiogram int Public «enum»		*Default:*

Attribute	Notes	Constraints and tags
electrophysiologyStudy int Public «enum»		*Default:*
eventMonitor int Public «enum»		*Default:*
holterMonitor int Public «enum»		*Default:*
invasiveCoronaryAngiography int Public «enum»		*Default:*
leftVentriculography int Public «enum»		*Default:*
positronEmissionTomography int Public «enum»		*Default:*

Attribute	Notes	Constraints and tags
radionuclideAngiography int Public «enum»		*Default:*
rightHeartCatheterization int Public «enum»		*Default:*
rightVentricleBiopsy int Public «enum»		*Default:*
singlePhotonEmissionComputedTomography int Public «enum»		*Default:*
stressCMR int Public «enum»		*Default:*
stressECG int Public «enum»		*Default:*

Attribute	Notes	Constraints and tags
stressPET int Public «enum»		*Default:*
stressSPECT int Public «enum»		*Default:*
stressTTE int Public «enum»		*Default:*
transesophagealEchocardiography int Public «enum»		*Default:*
transthoracicEchocardiography int Public «enum»		*Default:*

CardiacImplantedDeviceType

Type: **Class**
Status: Proposed. Version 1.0. Phase 1.0.
Package: Value Domains *Keywords:*
Detail: *Created on 5/14/2009. Last modified on 5/14/2009.*
GUID: {CC86FD88-73AC-44a6-957E-A193B1FF1DB2}

Custom Properties

- isActive = False

Attributes

Attribute	Notes	Constraints and tags
atrialClosureDevice int Public «enum»		*Default:*
atrialLead int Public «enum»		*Default:*
bareMetalStent int Public «enum»		*Default:*
biventricularPacemaker int Public «enum»		*Default:*
cardioverterDefibrillator int Public «enum»		*Default:*

Attribute	Notes	Constraints and tags
drugElutingStent int Public «enum»		*Default:*
dualChamberPacemaker int Public «enum»		*Default:*
leftVentricularAssist int Public «enum»		*Default:*
mechanicalAorticValve int Public «enum»		*Default:*
mechanicalMitralValve int Public «enum»		*Default:*
rightVentricularAssist int Public «enum»		*Default:*

Attribute	Notes	Constraints and tags
singleChamberPacemaker int Public «enum»		*Default:*
tissueAorticValve int Public «enum»		*Default:*
tissueMitralValve int Public «enum»		*Default:*
ventricularClosureDevice int Public «enum»		*Default:*
ventricularLead int Public «enum»		*Default:*

CardiacTherapeuticProcedureNameCode

Type: **Class**
Status: Proposed. Version 1.0. Phase 1.0.
Package: Value Domains *Keywords:*
Detail: *Created on 5/13/2009. Last modified on 5/27/2009.*
GUID: {45E116C6-388A-4b36-B07A-7D2A5F8A718A}

Values are mutually exclusive from one therapeutic area to the next, but not within one therapeutic modality.

Custom Properties

- isActive = False

Tagged Values

- description = List of procedures to treat pathologic structural / pathophysiologic functional disorder of the heart..

Attributes

Attribute	Notes	Constraints and tags
aorticValveReplacement int Public «enum»		*Default:*
atrialAblation int Public «enum»		*Default:*
atrialClosureDevice int Public «enum»		*Default:*
cardiacResynchronizationTherapy int Public «enum»		*Default:*
coronaryArteryBypassGrafting int Public «enum»		*Default:*

Attribute	Notes	Constraints and tags
heartTransplant int Public «enum»		*Default:*
implantableCardioverter Defibrillator int Public «enum»		*Default:*
leadExtraction int Public «enum»		*Default:*
mitrialValveRepair int Public «enum»		*Default:*
mitrialValveReplacement int Public «enum»		*Default:*
pacemaker int Public «enum»		*Default:*

Attribute	Notes	Constraints and tags
percutaneousAorticValveReplacement int Public «enum»		*Default:*
ventricularAblation int Public «enum»		*Default:*
ventricularAneurysmResection int Public «enum»		*Default:*
ventricularAssistDevice int Public «enum»		*Default:*
ventricularClosureDevice int Public «enum»		*Default:*

DiabetesIndicatorCode

Type: **Class**
Status: Proposed. Version 1.0. Phase 1.0.
Package: Value Domains *Keywords:*
Detail: *Created on 5/18/2009. Last modified on 5/18/2009.*
GUID: {816CA2E8-DD95-47d2-9AC6-6260CB9FE21D}

Custom Properties

- isActive = False

Attributes

Attribute	Notes	Constraints and tags
insulinRequiring int Public «enum»		*Default:*
non-insulinRequiring int Public «enum»		*Default:*
no int Public «enum»		*Default:*

EjectionFractionScoreCode

Type: **Class**
Status: Proposed. Version 1.0. Phase 1.0.
Package: Value Domains *Keywords:*
Detail: *Created on 5/13/2009. Last modified on 5/27/2009.*
GUID: {1544DCB5-77FA-461d-A4BA-163DAFAA9000}

Custom Properties

- isActive = False

Attributes

Attribute	Notes	Constraints and tags

Attribute	Notes	Constraints and tags
hyperdynamic int Public «enum»		*Default:* [qualifier = greater than 70%]
mildDysfunction int Public «enum»		*Default:* [qualifier = 40% to 49% (midpoint 45%)]
moderateDysfunction int Public «enum»		*Default:* [qualifier = 30% to 39% (midpoint 35%)]
normal int Public «enum»		*Default:* [qualifier = 50% to 70% (midpoint 60%)]
severeDysfunction int Public «enum»		*Default:* [qualifier = less than 30%]

IschemicSegmentCode

Type: **Class**
Status: Proposed. Version 1.0. Phase 1.0.
Package: Value Domains *Keywords:*
Detail: *Created on 5/18/2009. Last modified on 8/11/2009.*
GUID: {B8108F8F-48E2-4323-8621-A6543E52FB2D}

Custom Properties

- isActive = False

Attributes

Attribute	Notes	Constraints and tags
0 int Public «enum»		*Default:*
1 int Public «enum»		*Default:*
10 int Public «enum»		*Default:*
11 int Public «enum»		*Default:*
12 int Public «enum»		*Default:*

Attribute	Notes	Constraints and tags
13 int Public «enum»		*Default:*
14 int Public «enum»		*Default:*
15 int Public «enum»		*Default:*
16 int Public «enum»		*Default:*
17 int Public «enum»		*Default:*
2 int Public «enum»		*Default:*

Attribute	Notes	Constraints and tags
3 int Public «enum»		*Default:*
4 int Public «enum»		*Default:*
5 int Public «enum»		*Default:*
6 int Public «enum»		*Default:*
7 int Public «enum»		*Default:*
8 int Public «enum»		*Default:*

Attribute	Notes	Constraints and tags
9 int Public «enum»		*Default:*

KidneyDiseaseStageCode

Type: **Class**
Status: Proposed. Version 1.0. Phase 1.0.
Package: Value Domains *Keywords:*
Detail: *Created on 5/18/2009. Last modified on 5/18/2009.*
GUID: {202061DB-3A1D-4f80-A714-CC6A5DF8DF99}

Custom Properties

- isActive = False

Attributes

Attribute	Notes	Constraints and tags
No int Public «enum»		*Default:*
stage1 int Public «enum»		*Default:* [description = Kidney damage with normal or high. GFR greater than or equal to 90 ml/min/1.73 m2.]

Attribute	Notes	Constraints and tags
stage2 int Public «enum»		*Default:* [description = Kidney damage with mildly decreased. GFR 60 to 89 ml/min/1.73 m2]
stage3 int Public «enum»		*Default:* [description = Moderately decreased. GFR 30 to 59 ml/min/1.73 m2]
stage4 int Public «enum»		*Default:* [description = Severely decreased. GFR 15 to 29 ml/min/1.73 m2]
stage5 int Public «enum»		*Default:* [description = Kidney failure. GFR less than 15 ml/min/1.73 m2 or on dialysis]

KillipClassCode

Type: **Class**
Status: Proposed. Version 1.0. Phase 1.0.
Package: Value Domains *Keywords:*
Detail: *Created on 7/20/2007. Last modified on 5/27/2009.*
GUID: {24390F2B-2565-4cfe-8594-9873E1414E96}

Custom Properties

- isActive = False

Tagged Values

- CADSR_ConceptualDomainPublicID = .

- CADSR_ConceptualDomainVersion = 1.
- CADSR_ValueDomainDatatype = int.
- CADSR_ValueDomainDefinition = Killip classification of heart failure with myocardial infarction..
- CADSR_ValueDomainType = E.

Attributes

Attribute	Notes	Constraints and tags
noGrade int Public «enum»		*Default:*
classI int Public «enum»		*Default:* [description = Absence of rales over the lung fields and absence of S3.]
classII int Public «enum»		*Default:* [description = Rales over 50% or less of the lung fields or the presence of an S3.]
classIII int Public «enum»		*Default:* [description = Rales over more than 50% of the lung fields.]
classIV int Public «enum»		*Default:* [description = Cardiogenic shock (systolic BP <90 mm Hg for >1 hour, not responsive to fluid resuscitation alone, and felt to be secondary to cardiac dysfunction.]

LeftAtriumSizeCode

Type: **Class**
Status: Proposed. Version 1.0. Phase 1.0.
Package: Value Domains *Keywords:*
Detail: *Created on 5/18/2009. Last modified on 5/18/2009.*
GUID: {EEBDEC82-3CD8-4b31-843B-10BDB3A6FBE0}

Custom Properties

- isActive = False

Tagged Values

- description = Qualitative estimate of the chamber size of the left atrium..

Attributes

Attribute	Notes	Constraints and tags
normal int Public «enum»		*Default:*
enlarged int Public «enum»		*Default:*

LeftVentricleSizeCode

Type: **Class**
Status: Proposed. Version 1.0. Phase 1.0.
Package: Value Domains *Keywords:*
Detail: *Created on 5/13/2009. Last modified on 5/27/2009.*
GUID: {5FD10053-E7A6-43fb-AECD-D1B69CA6BD13}

Custom Properties

Custom Properties

- isActive = False

Attributes

Attribute	Notes	Constraints and tags
enlarged int Public «enum»		*Default:*
normal int Public «enum»		*Default:*
reduced int Public «enum»		*Default:*

MitralValveRegurgitationCode

Type: **Class**
Status: Proposed. Version 1.0. Phase 1.0.
Package: Value Domains *Keywords:*
Detail: *Created on 5/18/2009. Last modified on 6/29/2009.*
GUID: {3612D1D2-0BD3-4a0a-BE24-D1222C3D3861}

Custom Properties

- isActive = False

Attributes

Attribute	Notes	Constraints and tags

Attribute	Notes	Constraints and tags
mild int Public «enum»		*Default:*
none int Public «enum»		*Default:*
moderate int Public «enum»		*Default:*
severe int Public «enum»		*Default:*

MitralValveStenosisCode

Type: **Class**
Status: Proposed. Version 1.0. Phase 1.0.
Package: Value Domains *Keywords:*
Detail: *Created on 5/18/2009. Last modified on 6/29/2009.*
GUID: {01C0C619-CEAE-4cc4-8054-A6B0A78211FA}

Custom Properties

- isActive = False

Attributes

Attribute	Notes	Constraints and tags
mild int Public «enum»		*Default:*
moderate int Public «enum»		*Default:*
none int Public «enum»		*Default:*
severe int Public «enum»		*Default:*

NewYorkHeartAssociationClassCode

Type: **Class**
Status: Proposed. Version 1.0. Phase 1.0.
Package: Value Domains *Keywords:*
Detail: *Created on 7/20/2007. Last modified on 5/18/2009.*
GUID: {38595A2E-E5E0-419b-A7DD-9D7502B2CCB4}

Custom Properties

- isActive = False

Tagged Values

- CADSR_ConceptualDomainPublicID = .

- CADSR_ConceptualDomainVersion = 1.
- CADSR_ValueDomainDataType = int.
- CADSR_ValueDomainDefinition = The New York Heart Association Classification of cardiac disease..
- CADSR_ValueDomainType = E.

Attributes

Attribute	Notes	Constraints and tags
classI int Public «enum»		*Default:* [ValueMeaningConceptCode = C66904] [ValueMeaningQualifierConceptDefinitionN[_n] =] [ValueMeaningConceptDefinitionSource = EVS] [ValueMeaningConceptPreferredName = New York Heart Association Class I] [description = Without limitations of physical activity. Ordinary physical activity does not cause undue fatigue, palpitations, or dyspnea.]
classII int Public «enum»		*Default:* [description = Slight limitation of physical activity. The patient is comfortable at rest. Ordinary physical activity results in fatigue, palpitations, or dyspnea.]
classIII int Public «enum»		*Default:* [description = Marked limitation of physical activity. The patient is comfortable at rest. Less than ordinary activity causes fatigue, palpitations, or dyspnea.]
classIV int Public «enum»		*Default:* [description = Inability to carry on any physical activity without discomfort. Heart failure symptoms are present even at rest or with minimal exertion]

NumberDiseasedCoronaryVesselsCode

Type: **Class**
Status: Proposed. Version 1.0. Phase 1.0.
Package: Value Domains *Keywords:*
Detail: *Created on 8/11/2009. Last modified on 8/11/2009.*
GUID: {2739B699-ECD5-4875-BA12-8C514085E346}

Custom Properties

- isActive = False

Attributes

Attribute	Notes	Constraints and tags
0 int Public «enum»		*Default:*
1 int Public «enum»		*Default:*
2 int Public «enum»		*Default:*
3 int Public «enum»		*Default:*

cadEstimateCode

Type: **Class**
Status: Proposed. Version 1.0. Phase 1.0.
Package: Value Domains *Keywords:*
Detail: *Created on 5/18/2009. Last modified on 5/18/2009.*
GUID: {0BF01258-9CBD-4418-B964-16952BC78FB7}

Custom Properties

- isActive = False

Attributes

Attribute	Notes	Constraints and tags
high int Public «enum»		*Default:* [description = less than 10% probability]
intermediate int Public «enum»		*Default:* [description = less than 10% probability]
knownCAD int Public «enum»		*Default:*
low int Public «enum»		*Default:* [description = greater than 90% probability]

insert.your.packages.here

Type: **Package**
Status: Proposed. Version 1.0. Phase 1.0.
Package: Logical Model
Detail: *Created on 12/19/2005. Last modified on 12/19/2005*
GUID: {2FEEA5A4-65D4-4595-B66C-65D523A2D1F5}

java

Type: **Package**
Status: Proposed. Version 1.0. Phase 1.0.
Package: Logical Model
Detail: *Created on 12/19/2005. Last modified on 12/19/2005*
GUID: {42C14C5F-4814-4eb9-8128-883C546EE8D0}

lang

Type: **Package**
Status: Proposed. Version 1.0. Phase 1.0.
Package: java
Detail: *Created on 12/19/2005. Last modified on 12/19/2005*
GUID: {D73D8654-F3F4-4204-A19F-086CC0FF1267}

Boolean

Type: **Class**
Status: Proposed. Version 1.0. Phase 1.0.
Package: lang *Keywords:*
Detail: *Created on 12/19/2005. Last modified on 12/19/2005.*
GUID: {04511A34-F33C-43b4-ABBA-1C858DBF2EBD}

Custom Properties

- isActive = False

Float

Type: **Class**
Status: Proposed. Version 1.0. Phase 1.0.
Package: lang *Keywords:*
Detail: *Created on 12/19/2005. Last modified on 12/19/2005.*
GUID: {6FEE2F82-47FB-4276-859A-244EE6AB1FCB}

Custom Properties

- isActive = False

Integer

Type: **Class**
Status: Proposed. Version 1.0. Phase 1.0.
Package: lang *Keywords:*
Detail: *Created on 12/19/2005. Last modified on 12/19/2005.*
GUID: {B9B8BFDD-44AE-499f-B46E-1E843DF66881}

Custom Properties

- isActive = False

Long

Type: **Class**
Status: Proposed. Version 1.0. Phase 1.0.
Package: lang *Keywords:*
Detail: *Created on 12/19/2005. Last modified on 12/19/2005.*
GUID: {30DA44A8-135B-450e-9DE4-77904FF98A3A}

Custom Properties

- isActive = False

String

Type: **Class**
Status: Proposed. Version 1.0. Phase 1.0.
Package: lang *Keywords:*
Detail: *Created on 12/19/2005. Last modified on 12/19/2005.*
GUID: {9124AA7C-10F4-4fb5-98C0-8C53DB5968C5}

Custom Properties

- isActive = False

util

Type: **Package**
Status: Proposed. Version 1.0. Phase 1.0.
Package: java
Detail: *Created on 12/19/2005. Last modified on 12/19/2005*
GUID: {8710DA95-0E99-4c82-8B7B-18044DEDB708}

Date

Type: **Class**
Status: Proposed. Version 1.0. Phase 1.0.
Package: util *Keywords:*
Detail: *Created on 12/19/2005. Last modified on 12/19/2005.*
GUID: {82F06DFA-1E8C-4d01-BAA3-A78AB0371CC6}

Custom Properties

- isActive = False